



---

# BUDGET AND TREASURY REPORT

---

Report as of December 31 2023

DECEMBER 1, 2023  
MOPANI DISTRICT MUNICIPALITY  
Section 71 Report

## Table of Contents

|  |                              |
|--|------------------------------|
| <b>1. Executive Summary</b>                          | 3                            |
| <b>2. Financial Overview</b>                         | 3                            |
| <b>3. Grant Management</b>                           | 4                            |
| <b>3.4 Creditors aging analysis</b>                  | 4                            |
| <b>4. Revenue Management</b>                         | 5                            |
| <b>5. Assets and Fleet Management</b>                | 9                            |
| <b>5.1. FINANCIAL</b>                                | 9                            |
| 5.1.1 Asset Management (MFMA, section 63)            | Error! Bookmark not defined. |
| <b>5.2. ASSET DISPOSAL ANALYSIS REPORT</b>           | Error! Bookmark not defined. |
| <b>6. SUPPLY CHAIN MANAGEMENT</b>                    | 36                           |
| Orders per supplier below R100 000 for December 2023 | Error! Bookmark not defined. |
| Publication of bids December 2023                    | Error! Bookmark not defined. |
| <b>6.3. Contract Management</b>                      | Error! Bookmark not defined. |

-

## **1. Executive Summary**

### **1.1.1 Introduction**

Section 71(1) of the Municipal Finance Management Act (MFMA) requires from the Municipal Manager, as Accounting Officer of the Municipality, to submit a report in a prescribed format to the mayor and respective provincial treasury within 10 working days after the end of each month on the state of the municipality's budget for that month and for the financial year up to the end of that month.

### **1.1.1 Consolidated Performance**

Statement of financial performance (Table c2, c4)

#### **REVENUE (Table c2, c4)**

The municipal Revenue budget for the year was approved at R1.69 billion to cater for operational activities and R550 million for capital expenditure. An amount of R1.67 billion as of 31 December 2023 was received, included in the R1.67 billion is R922.7 million for equitable shares received from National Treasury. Out of R396.4 million received for capital, only R192.1 million has been recognized as income for meeting the condition of the grant. The WSIG 6B expenditure as at 31 December 2023 is R259.2 million.

The municipality is currently recognizing conditional grant such as Municipal Infrastructure Grant as liability which is the requirements with generally Accepted Accounting Practice (GRAP). This grant will only be recognized as revenue once they have meet conditions of those grants.

## **2. Financial Overview**

Figure 1: Statement of Financial Performance

### **2.1 Statement of financial Performance**

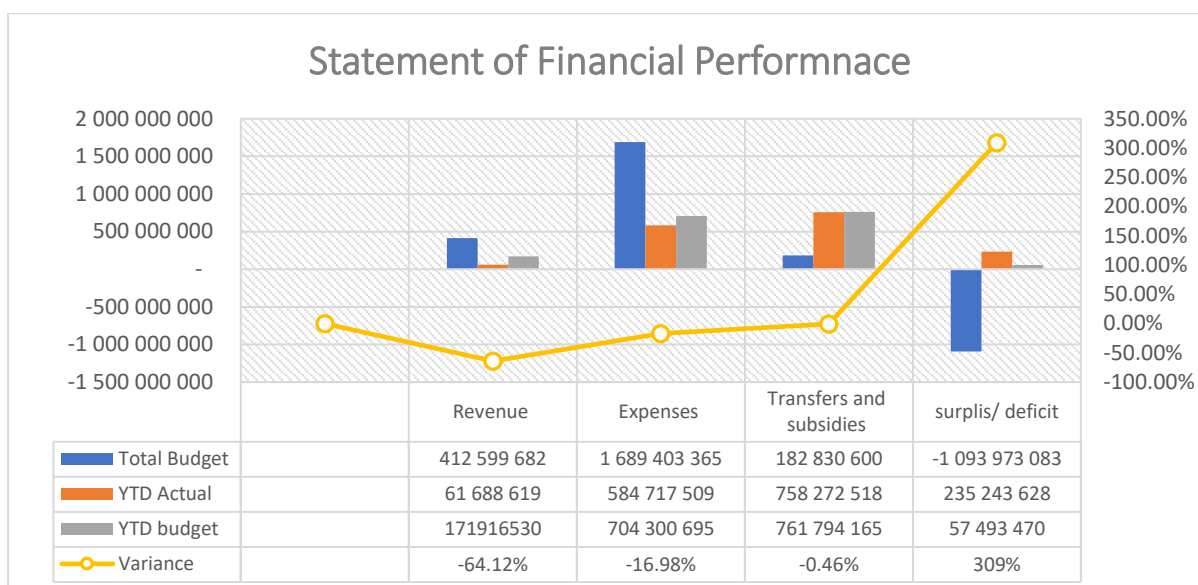
#### **a). Operating Revenue**

##### **i. Service charges**

The services charges for water charged to consumers is at R34 million of the YTD Actual when compared to the YTD Budget of R143.9 million and the variances -73.3%. The service charges for sanitation is at R3.8 million of the YTD Actual when compared to the YTD Budget of R18.9 million and the variance is -79.5% as at the period ending December 2023.

The system vendor is in process of uploading customer information on the system the process of consolidating billing from local municipalities is in progress and remains slow due to lack of agreements with local municipalities and shall be automated on the system.

- i. **Transfers and Subsidies Operational**– the municipalities is at R949.2 million of the YTD Actual when compared to the YTD Budget of R638.8 million, the variance is 48.6% on operating grants and subsidies as at the end of the period ended the 31 December 2023. The Municipality performed well in a very low variance difference compared to the prior month.
- ii. **Transfers and Subsidies Capital**– the municipalities is at 316.3 million of the YTD Actual when compared to the YTD Budget of R275.2 million, the variance is 14.9% on capital grants and subsidies as at the end of the period ended the 31 December 2023. The variance is due to straight line budgeting.
- iii. **Interest earned on Current and Non-Current Assets** –Interest earned on current and non-current asset is R12.0 million of the YTD Actual when compared to the YTD Budget of R2 million. The variance is at 501% the variance is due to the performance of the non-payment of historical debts. The debtor's information is not being calculated as result of the Municipality is not able to account for the interest on debtors. The district has embarked on implementing a range of revenue collection strategies to optimize the collection of debt owned by consumers through locals. The service provider has been engaged and the debt module has been activated and in the process of updating customer information. The budget will be adjusted upwards in the adjustment budget
- iv. **Other income** – Fire services charges, it is at R12.9 million of YTD Actual when compared to the YTD Budget of R0. The Municipality did not budget for this line item. It will be corrected during the adjustment budget.
- v. **Sale of Goods and rendering services (Tenders)**- Sale of goods and other services including sales from Tenders is R775 thousand of the YTD Actual when compared to the YTD Budget of R1.7 million, the variance of -56.5%, The cost of tender documents has been reduced due to historic data analysis, as a result this will be corrected during budget adjustments.
- vi. **Interest Earned from Receivables**- Interest earned on receivables is at 5.6 million of the YTD Actual when compared to the YTD budget of 39.6 million, the variance -85.7 %.the variance is due to the performance of the non-payment of historical debts. The debtor's information is not being calculated as result of the Municipality is not able to account for the interest on debtors.



## b) Operating Expenditure

- i. Employee Related Costs (Salaries and Wages & Social contribution) – Employee related costs expenditure it at R224.3 million of YTD Actual when compared to the YTD Budget of R236.5 million and the variance is -5.1% for the period ended 31 December 2023, which is lower than the expected budget.

This variance is due to vacant posts not yet filled. Majority of this vacant position are already advertised, and the process of shortlisting and interview will be finalised during third quarter. Overtime and leave encashment have been reduced significantly.

Annual head count and payroll verification was conducted in the month of February 2023 by undertaking a once-a-year manual salary disbursement in order root out ghost employees.

- ii. **Councillors Remuneration** – The councillors’ remuneration is at R8.9 million of the YTD Actual when compared to the YTD Budget of R6.2 million the variance is 43.1%. Remuneration for councillors was under budgeted, hence a higher positive variance. It will be adjusted during Special adjustment period. During the adjustment budget will update will be done on the following.

- Provision for section 79 chairpersons’ data strings.
- Missing data strings for the chief whip and executive committees.

### iii. Depreciation

The depreciation is at 0% for the period ending 31 December 2023, the Assets Register is currently being finalised and as such, the Depreciation for the 2023/2024 financial year once the conversion exercise is completed. The depreciation on infrastructure asset category is not aligned to the fixed asset register, not all asset categories were correctly depreciated. The data strings will be corrected and aligned to all asset categories during the adjustment.

- iv. **Debt Impairment**- Currently the municipality is accounting for debt impairment at year end. The municipality is planning to put revenue collection strategies to optimize the collection of debt owned by consumers through its local such as the use debt collectors, improved meter reading and other initiatives.

The Municipality has a council approved Debt write-off policy which does not intend to promote the culture of non-payment and compromise the municipality future cash position, the policy is expected to assist in reducing irrecoverable debt.

- v. **Contracted services** – includes the payments for water tankers, security services, Legal Services, PMU Support, consultants assisting in preparation of AFS and mSCOA. Expenditure is at R103.6 million of the YTD Actual compared to the YTD Budget of R57.7 million, the variance is 79.3% for the period ending 31 December 2023. The high variance is due to the payment of water tankers on emergency basis and under budgeted on security services
- vi. **Inventory Consumed** - This figure includes repairs and maintenance of infrastructure and movable assets on an ad hoc basis and the purchase of bulk water purchases from Lepelle Northern Water and Department of Water and Sanitation is at R145.5 million of the YTD Actual compared to the YTD Budget of R204.9 million, the variance is -28.9% for the period ending 31 December 2023. The figure includes repairs and maintenance of infrastructure and movable asset on an ad hoc basis and the purchase of bulk water purchases from Lepelle Northern Water and Department of Water and Sanitation.
- vii. **Operational Costs** – Operational Costs is at R89.7 million of the YTD Actual compared to the YTD Budget of R54.5 million the variance is 64.5% as at the period ended 31 December 2023.
- viii. **Interest Paid** – Interest paid is at R63 thousands of the YTD Actual compared to the YTD Budget of R27.4 million the variance is at -99.7% as the period ended 31 December 2023.

The overall operating expenditure as on the 31 December 2023 is at R572.3 million of the YTD Actual compared to the YTD Budget of R844.7 million and the variance is -32.2%. The reason for low spending

on operational expenditure is non-calculations of the depreciation and debt impairment, and the receiving and issuing of the water inventory and other stores not using the financial system (stores module)

Detailed statement of Financial Performance

2.1 Staff benefits expenditure.

The Municipality staff and councillors benefits to date amount to R233.3 million as compared to the budget of R242.7 million. The overall salary variance is reported at 37.9% as of 31 December 2023.

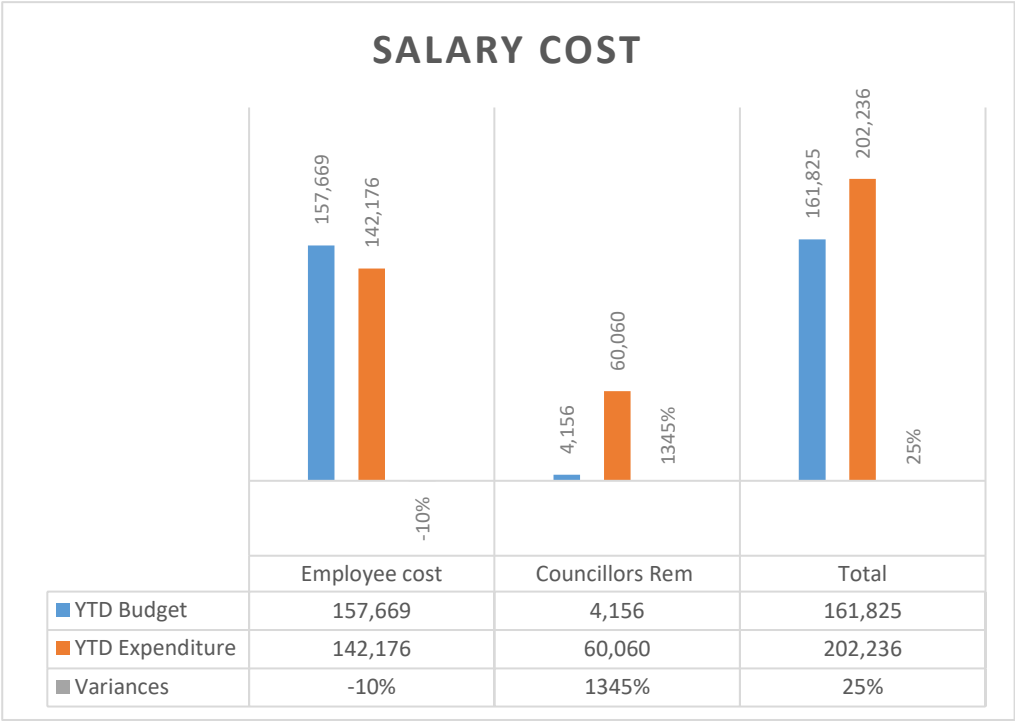


Figure Remuneration Cost



## 2.2 Capital expenditure

The overall capital expenditure as of 31 December 2023 is at R192.1million of the YTD Actual compared to the YTD Budget of R225.3 million and the variance is -14.7%. The reason is due to low spending of MIG projects. There is no provision for emergency maintenance and the municipality will provide repairs and maintenance for all categories of asst register during adjustment budget.

Limpopo: Mopani (DC33) - Table C5 Monthly Budgeted Capital Expenditure by Functional Classification and Funding for period ending (M06) 31 December 2023

| Description  | Ref | 2022/23         | Budget year 2023/24 |                 |                 |                |                 |                |                |                |                |               |            |            |              |                |                    |
|--|-----|-----------------|---------------------|-----------------|-----------------|----------------|-----------------|----------------|----------------|----------------|----------------|---------------|------------|------------|--------------|----------------|--------------------|
|  |     | Audited Outcome | Original Budget     | Adjusted Budget | M01 July Actual | M02 Aug Actual | M03 Sept Actual | Q1 Sept Actual | M04 Oct Actual | M05 Nov Actual | M06 Dec Actual | Q2 Dec Actual | YTD Actual | YTD Budget | YTD Variance | YTD variance % | Full Year Forecast |
| R thousands  |     |                 |                     |                 |                 |                |                 |                |                |                |                |               |            |            |              |                |                    |
| <b>Capital Expenditure - Functional</b>                        |     |                 |                     |                 |                 |                |                 |                |                |                |                |               |            |            |              |                |                    |
| Municipal governance and administration                        |     | 2 123           | -                   | -               | -               | -              | -               | -              | -              | -              | -              | -             | -          | -          | -            | -              | -                  |
| Executive and council  |     |                 |                     |                 |                 |                |                 |                |                |                |                |               |            |            |              |                |                    |
| Finance and administration                                     |     | 2 123           |                     |                 |                 |                |                 |                |                |                |                |               |            |            |              |                |                    |
| Internal audit   |     |                 |                     |                 |                 |                |                 |                |                |                |                |               |            |            |              |                |                    |
| Community and public safety                                    |     | 60 729          | -                   | -               | -               | -              | -               | -              | -              | -              | -              | -             | -          | -          | -            | -              | -                  |
| Community and social services                                  |     |                 |                     |                 |                 |                |                 |                |                |                |                |               |            |            |              |                |                    |
| Sport and recreation   |     |                 |                     |                 |                 |                |                 |                |                |                |                |               |            |            |              |                |                    |
| Public safety  |     | 60 729          |                     |                 |                 |                |                 |                |                |                |                |               |            |            |              |                |                    |
| Housing  |     |                 |                     |                 |                 |                |                 |                |                |                |                |               |            |            |              |                |                    |
| Health   |     |                 |                     |                 |                 |                |                 |                |                |                |                |               |            |            |              |                |                    |
| Economic and environmental services                            |     | -               | -                   | -               | -               | -              | -               | -              | -              | -              | -              | -             | -          | -          | -            | -              | -                  |
| Planning and development                                       |     |                 |                     |                 |                 |                |                 |                |                |                |                |               |            |            |              |                |                    |
| Road transport   |     |                 |                     |                 |                 |                |                 |                |                |                |                |               |            |            |              |                |                    |
| Environmental protection                                       |     |                 |                     |                 |                 |                |                 |                |                |                |                |               |            |            |              |                |                    |
| Trading services   |     | 545 515         | 450 742             | 450 742         | 7 077           | 30 196         | 54 521          | 91 793         | 29 472         | 29 775         | 41 078         | 100 325       | 192 118    | 225 371    | (33 253)     | (14.75)        | 450 742            |
| Energy sources   |     |                 |                     |                 |                 |                |                 |                |                |                |                |               |            |            |              |                |                    |
| Water management   |     | 545 515         | 450 742             | 450 742         | 7 077           | 30 196         | 54 521          | 91 793         | 29 472         | 29 775         | 41 078         | 100 325       | 192 118    | 225 371    | (33 253)     | (14.75)        | 450 742            |
| Waste water management   |     |                 |                     |                 |                 |                |                 |                |                |                |                |               |            |            |              |                |                    |
| Waste management   |     |                 |                     |                 |                 |                |                 |                |                |                |                |               |            |            |              |                |                    |
| Other  |     |                 |                     |                 |                 |                |                 |                |                |                |                |               |            |            |              |                |                    |
| Total Capital Expenditure - Functional                         | 3   | 608 367         | 450 742             | 450 742         | 7 077           | 30 196         | 54 521          | 91 793         | 29 472         | 29 775         | 41 078         | 100 325       | 192 118    | 225 371    | (33 253)     | (14.75)        | 450 742            |
| <b>Funded by</b>   |     |                 |                     |                 |                 |                |                 |                |                |                |                |               |            |            |              |                |                    |
| National Government  |     | 326 553         | 450 742             | 450 742         | 7 077           | 30 196         | 54 521          | 91 793         | 29 472         | 29 775         | 41 078         | 100 325       | 192 118    | 225 371    | (33 253)     | (14.75)        | 450 742            |
| Provincial Government  |     |                 |                     |                 |                 |                |                 |                |                |                |                |               |            |            |              |                |                    |
| District Municipality  |     | 200 041         |                     |                 |                 |                |                 |                |                |                |                |               |            |            |              |                |                    |
| Transfers and subsidies - capital (monetary allocations) (Net) |     |                 |                     |                 |                 |                |                 |                |                |                |                |               |            |            |              |                |                    |
| Transfers recognised - capital                                 |     | 526 595         | 450 742             | 450 742         | 7 077           | 30 196         | 54 521          | 91 793         | 29 472         | 29 775         | 41 078         | 100 325       | 192 118    | 225 371    | (33 253)     | (14.75)        | 450 742            |
| Borrowing  | 6   |                 |                     |                 |                 |                |                 |                |                |                |                |               |            |            |              |                |                    |
| Internally generated funds                                     |     | 76 897          |                     |                 |                 |                |                 |                |                |                |                |               |            |            |              |                |                    |
| Total Capital Funding  |     | 603 492         | 450 742             | 450 742         | 7 077           | 30 196         | 54 521          | 91 793         | 29 472         | 29 775         | 41 078         | 100 325       | 192 118    | 225 371    | (33 253)     | (14.75)        | 450 742            |

### References

3. Capital expenditure by functional classification must reconcile to the total of multi-year and single year appropriations

6. Include finance leases and PPP capital funding component of unitary payment - total borrowing/repayments to reconcile to changes in Table SA17

## 2.3 Cash Flow statement

The Municipality is having engagements with local municipalities to intensify the implementation of the WSA

Limpopo: Mopani (DC33) - Table C7 Monthly Budgeted Cash Flows ( All ) for period ending (M06) 31 December 2023

| Description   | Ref | 2022/23         | Budget year 2023/24 |                 |                 |                |                 |                |                |                |                |               |            |            |              |                |                    |           |
|---|-----|-----------------|---------------------|-----------------|-----------------|----------------|-----------------|----------------|----------------|----------------|----------------|---------------|------------|------------|--------------|----------------|--------------------|-----------|
|   |     | Audited Outcome | Original Budget     | Adjusted Budget | M01 July Actual | M02 Aug Actual | M03 Sept Actual | Q1 Sept Actual | M04 Oct Actual | M05 Nov Actual | M06 Dec Actual | Q2 Dec Actual | YTD Actual | YTD Budget | YTD Variance | YTD variance % | Full Year Forecast |           |
| R thousands   | 1   |                 |                     |                 |                 |                |                 |                |                |                |                |               |            |            |              |                |                    |           |
| CASH FLOW FROM OPERATING ACTIVITIES                   |     |                 |                     |                 |                 |                |                 |                |                |                |                |               |            |            |              |                |                    |           |
| Receipts  |     |                 |                     |                 |                 |                |                 |                |                |                |                |               |            |            |              |                |                    |           |
| Property rates  |     |                 |                     |                 |                 |                |                 |                |                |                |                |               |            |            |              |                |                    |           |
| Service charges                                       |     |                 | 349 726             | 349 726         |                 |                |                 |                |                |                |                |               |            | 174 863    | (174 863)    | (100.00)       | 349 726            |           |
| Other revenue   |     | 11 932          | 4 100               | 4 100           | 464             | 99             | 130             | 693            | 86             | 63             | 48             | 198           | 891        | 2 050      | (1 159)      | (56.54)        | 4 100              |           |
| Transfers and Subsidies - Operational                 | 1   | 1 162 251       | 1 277 122           | 1 277 122       | 502 966         | 5 178          |                 | 508 144        |                | 3 921          | 422 079        | 426 000       | 934 144    | 638 561    | 295 583      | 46.29          | 1 277 122          |           |
| Transfers and Subsidies - Capital                     | 1   | 630 336         | 550 584             | 550 584         | 38 648          | 1 659          | 208 348         | 248 655        |                |                | 153 520        | 153 520       | 402 175    | 275 292    | 126 883      | 46.09          | 550 584            |           |
| Interest  |     | 2 411           | 4 000               | 4 000           | 549             | 2 244          | 1 585           | 4 378          | 1 646          | 1 190          | 2 980          | 5 815         | 10 193     | 2 000      | 8 193        | 409.67         | 4 000              |           |
| Dividends   |     |                 |                     |                 |                 |                |                 |                |                |                |                |               |            |            |              |                |                    |           |
| Payments  |     |                 |                     |                 |                 |                |                 |                |                |                |                |               |            |            |              |                |                    |           |
| Suppliers and employees                               |     | (535 453)       | (1 181 032)         | (1 181 032)     | (54 822)        | (76 179)       | (44 774)        | (175 774)      | (21 659)       | (23 597)       | (68 764)       | (114 020)     | (289 794)  | (579 049)  | 289 255      | (49.95)        | (1 181 032)        |           |
| Finance charges                                       |     |                 |                     |                 |                 |                |                 |                |                |                |                |               |            |            |              |                |                    |           |
| Transfers and Subsidies                               | 1   |                 |                     |                 |                 |                |                 |                |                |                |                |               |            |            |              |                |                    |           |
| NET CASH FROM/(USED) OPERATING ACTIVITIES             |     |                 | 1 271 476           | 1 004 500       | 1 004 500       | 487 805        | (66 999)        | 165 290        | 586 096        | (19 927)       | (18 423)       | 509 863       | 471 513    | 1 057 609  | 513 717      | 543 892        | 105.87             | 1 004 500 |
| CASH FLOWS FROM INVESTING ACTIVITIES                  |     |                 |                     |                 |                 |                |                 |                |                |                |                |               |            |            |              |                |                    |           |
| Receipts  |     |                 |                     |                 |                 |                |                 |                |                |                |                |               |            |            |              |                |                    |           |
| Proceeds on disposal of PPE                           |     |                 |                     |                 |                 |                |                 |                |                |                |                |               |            |            |              |                |                    |           |
| Decrease (increase) in non-current debtors (not used) |     |                 |                     |                 |                 |                |                 |                |                |                |                |               |            |            |              |                |                    |           |
| Decrease (increase) in non-current receivables        |     |                 |                     |                 |                 |                |                 |                |                |                |                |               |            |            |              |                |                    |           |
| Decrease (increase) in non-current investments        |     |                 |                     |                 |                 |                |                 |                |                |                |                |               |            |            |              |                |                    |           |
| Payments  |     |                 |                     |                 |                 |                |                 |                |                |                |                |               |            |            |              |                |                    |           |
| Capital assets  |     | (608 878)       | (447 438)           | (447 438)       | (41 579)        | (42 332)       | (63 558)        | (147 469)      | (15 603)       | (34 404)       | (66 204)       | (116 211)     | (263 680)  | (223 168)  | (40 512)     | 18.15          | (447 438)          |           |
| NET CASH FROM/(USED) INVESTING ACTIVITIES             |     |                 | (608 878)           | (447 438)       | (447 438)       | (41 579)       | (42 332)        | (63 558)       | (147 469)      | (15 603)       | (34 404)       | (66 204)      | (116 211)  | (263 680)  | (223 168)    | (40 512)       | 18.15              | (447 438) |
| CASH FLOWS FROM FINANCING ACTIVITIES                  |     |                 |                     |                 |                 |                |                 |                |                |                |                |               |            |            |              |                |                    |           |
| Receipts  |     |                 |                     |                 |                 |                |                 |                |                |                |                |               |            |            |              |                |                    |           |
| Short-term loans                                      |     |                 |                     |                 |                 |                |                 |                |                |                |                |               |            |            |              |                |                    |           |
| Borrowing long-term/financing                         |     |                 |                     |                 |                 |                |                 |                |                |                |                |               |            |            |              |                |                    |           |
| Increase (decrease) in consumer deposits              |     |                 |                     |                 |                 |                |                 |                |                |                |                |               |            |            |              |                |                    |           |
| Payments  |     |                 |                     |                 |                 |                |                 |                |                |                |                |               |            |            |              |                |                    |           |
| Repayment of borrowing                                |     |                 |                     |                 |                 |                |                 |                |                |                |                |               |            |            |              |                |                    |           |
| NET CASH FROM/(USED) FINANCING ACTIVITIES             |     |                 | -                   | -               | -               | -              | -               | -              | -              | -              | -              | -             | -          | -          | -            | -              | -                  |           |
| NET INCREASE/ (DECREASE) IN CASH HELD                 |     |                 | 662 598             | 557 062         | 557 062         | 446 227        | (109 331)       | 101 731        | 438 627        | (35 530)       | (52 827)       | 443 659       | 355 302    | 793 929    | 290 549      | 503 380        | 173.25             | 557 062   |
| Cash/cash equivalents at the year begin:              |     | 29 831          | 169 183             | 169 183         | 171 211         | 617 438        | 508 107         | 171 211        | 609 838        | 574 308        | 521 481        | 609 838       | 171 211    | 169 183    | 2 028        | 1.20           | 169 183            |           |
| Cash/cash equivalents at the year end:                | 2   | 692 428         | 726 245             | 726 245         | 617 438         | 508 107        | 609 838         | 609 838        | 574 308        | 521 481        | 965 140        | 965 140       | 965 140    | 459 732    | 505 408      | 109.94         | 726 245            |           |

References

1. Material variances to be explained in Table SC1

## 2.4 Cash and Cash equivalents

|   |                                     |                                     |                       |                         |
|---|-------------------------------------|-------------------------------------|-----------------------|-------------------------|
| <b>MOPANI DISTRICT MUNICIPALITY</b>       |                                     |                                     |                       |                         |
| <b>CONSOLIDATED BTS FOR DECEMBER 2023</b> |                                     |                                     |                       |                         |
| <b>Month</b>                              | <b>6</b>                            |                                     |                       |                         |
|   |                                     |                                     |                       |                         |
|   | <b>Statement Description</b>        | <b>MAIN ACCOUNT<br/>62854372093</b> | <b>CALL ACCOUNTS</b>  | <b>TOTAL</b>            |
|   | <b>Opening balance</b>              | <b>17 216 137.89</b>                | <b>175 030 171.35</b> | <b>192 246 309.24</b>   |
|   | Interest capitalised                | 547 429.93                          | 2 432 416.10          | <b>2 979 846.03</b>     |
|   | Transfer from Main to Call          | (563 520 000.00)                    | 563 520 000.00        | -                       |
|   | Transfer to Main Account from call  | 251 000 000.00                      | (251 000 000.00)      | -                       |
|   | Current - Refunds SARS              | 9 852 123.04                        | -                     | <b>9 852 123.04</b>     |
|   | Current - Unallocated deposits      | 7 550.00                            | -                     | <b>7 550.00</b>         |
|   | Current - ACB (GRANT)               | 655 220 841.79                      | -                     | <b>655 220 841.79</b>   |
|   | Current - Deposits                  | 57 180.88                           | -                     | <b>57 180.88</b>        |
|   | Current - Collection from Locals    | 798 793.60                          | -                     | <b>798 793.60</b>       |
|   | Current - ACB                       | (292 329 772.13)                    | -                     | <b>(292 329 772.13)</b> |
|   | Current - debit orders              | (173 275.82)                        | -                     | <b>(173 275.82)</b>     |
|   | Current - ESKOM                     | (5 530 031.00)                      | -                     | <b>(5 530 031.00)</b>   |
|   | Current - Refund Salaries (Doubled) | 507 218.71                          | -                     | <b>507 218.71</b>       |
|   | Current - Bank Charges              | (3 508.32)                          | -                     | <b>(3 508.32)</b>       |
|   | Current - (Salaries)                | (45 641 239.21)                     | -                     | <b>(45 641 239.21)</b>  |
|   | Salaries - Unpaid                   | 6 155.95                            | -                     | <b>6 155.95</b>         |
|   | Current ACB - Unpaid                | 25 000.00                           | -                     | <b>25 000.00</b>        |
|   | <b>Closing balance</b>              | <b>28 040 605.31</b>                | <b>489 982 587.45</b> | <b>518 023 192.76</b>   |
|   |                                     |                                     |                       |                         |
|   | <b>Compiled by : .....</b>          | <b>Date: .....</b>                  |                       |                         |
|   |                                     |                                     |                       |                         |
|   | <b>Reviewed by : .....</b>          | <b>Date: .....</b>                  |                       |                         |
|   |                                     |                                     |                       |                         |

### 3. Grant Management

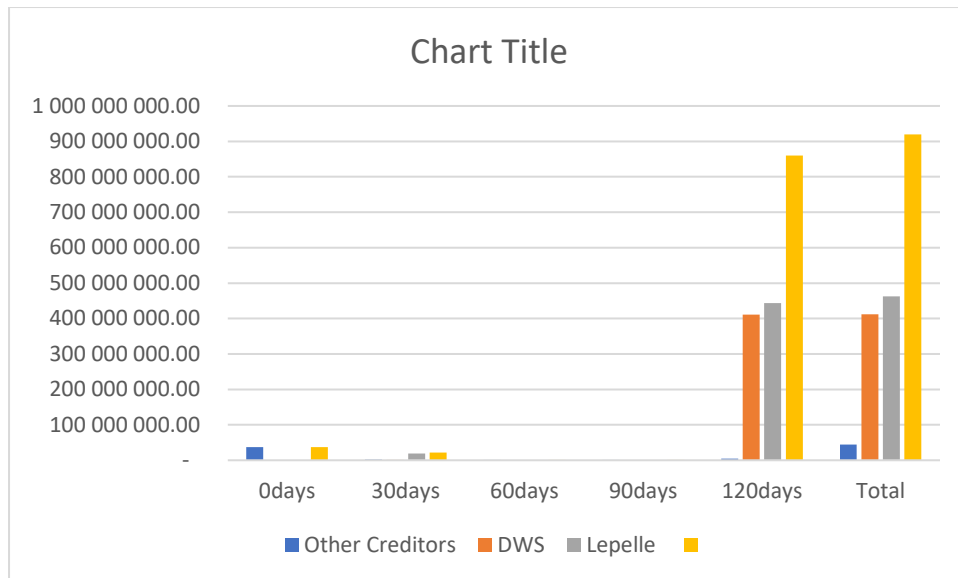
#### 3.1 Grant Payment Allocation

The table below depicts the amount and the date that the payments were made into the municipality's bank account.

| MOPANI DISTRICT MUNICIPALITY |                     |                |              |                  |  |                        |               |               |                  |
|------------------------------|---------------------|----------------|--------------|------------------|--|------------------------|---------------|---------------|------------------|
| GRANTS 2023/2024             |                     |                |              |                  |  |                        |               |               |                  |
| Dec-23                       |                     |                |              |                  |  |                        |               |               |                  |
|                              | EQUITABLE<br>SHARES | MIG            | FMG          | EXP PUBLIC WORKS | RURAL ROADS<br>ASSETS<br>MANAGEMENT<br>GRANT | WSIG_SCHEDULE<br>6B& 7 | VDM REPAYMENT | VAT REFUND    | TOTAL            |
| BUDGET                       | 1 265 409 000.00    | 548 214 000.00 | 3 000 000.00 | 8 713 000.00     | 2 370 000.00                                 |                        |               |               | 1 827 706 000.00 |
| % RECEIVED                   | 73%                 | 72%            | 100%         | 70%              | 70%  |                        |               |               |                  |
| GRANT INCOME                 | 922 792 000.00      | 394 765 000.00 | 3 000 000.00 | 6 099 000.00     | 1 659 000.00                                 | 259 201 614.46         |               | 92 371 781.69 | 1 679 888 396.15 |
| Jul-23                       | 500 989 000.00      | 32 897 000.00  |              |                  |  | 25 460 109.92          |               |               | 559 346 109.92   |
| Aug-23                       | -                   | -              | 3 000 000.00 | 2 178 000.00     | 1 659 000.00                                 | 36 770 099.76          |               |               | 43 607 099.76    |
| Sep-23                       | -                   | 208 348 000.00 |              |                  |  | 42 003 567.29          |               |               | 250 351 567.29   |
| Oct-23                       |                     |                |              |                  |  | 45 518 324.16          |               | 7 473 065.86  | 52 991 390.02    |
| Nov-23                       |                     |                |              | 3 921 000.00     |  | 40 983 325.64          | 3 866 666.67  | 84 898 715.83 | 133 669 708.14   |
| Dec-23                       | 421 803 000.00      | 153 520 000.00 |              |                  |  | 68 466 187.69          |               |               | 643 789 187.69   |
| Jan-24                       |                     |                |              |                  |  |                        |               |               | -                |
| Feb-24                       |                     |                |              |                  |  |                        |               |               | -                |
| Mar-24                       |                     |                |              |                  |  |                        |               |               | -                |
| Apr-24                       |                     |                |              |                  |  |                        |               |               | -                |
| May-24                       |                     |                |              |                  |  |                        |               |               | -                |
| Jun-24                       |                     |                |              |                  |  |                        |               |               | -                |
| TOTAL                        | 922 792 000.00      | 394 765 000.00 | 3 000 000.00 | 6 099 000.00     | 1 659 000.00                                 | 259 201 614.46         |               | 92 371 781.69 | 1 679 888 396.15 |

#### 3.2 Creditors aging analysis.

The total due to creditors above 30 days' amounts to R1 289 543.87 million as of 31 December 2023.



#### 4. Revenue Management

The Municipality's revenue sources are as follows: -

- Water and sewer service charges
- Fire services charges
- Environmental Health service charges
- Air Quality services charges
- Sale of tenders

The main own revenue is water and sewer transaction that are done at the local municipalities on behalf of the District Municipality

##### 4.1. Billing on Water and Sewer Services

| Municipality | Water Budget       | Sewer Budget      | YTD Water Billing  | YTD Sewer Billing | YTD Water Collection | YTD Sewer Collection | & YTD Receipts vs Billing |
|--------------|--------------------|-------------------|--------------------|-------------------|----------------------|----------------------|---------------------------|
| BPM          | 252 323 471        | 46 063 168        | 65 447 430         | 10 656 914        | 23 728 260           | 4 163 800            | 0                         |
| GGM          | 24 814 807         | 463 735           | 3 811 930          | 1 483 532         | 1 310 522            | 207 639              | 0                         |
| GLM          | 11 568 055         | 6 821             | 1 272 592          | 1 106 204         | 1 326 637            | 193 635              | 0                         |
| GTM          | 62 662 678         | 2 342 175         | 22 240 145         | 4 545 311         | 12 225 783           | 2 323 500            | 0                         |
| MLM          | 4 356 067          | 498 705           | 3 561 016          | 438 756           | 2 654 454            | 804 646              | 0                         |
| MDM          | -                  | -                 | 10 301 885         | -                 | -                    | -                    | 0                         |
| <b>TOTAL</b> | <b>355 725 078</b> | <b>49 374 604</b> | <b>106 634 998</b> | <b>18 230 717</b> | <b>41 245 657</b>    | <b>7 693 220</b>     | <b>0</b>                  |

## a) Local Municipalities invoiced as of 31 December 2023

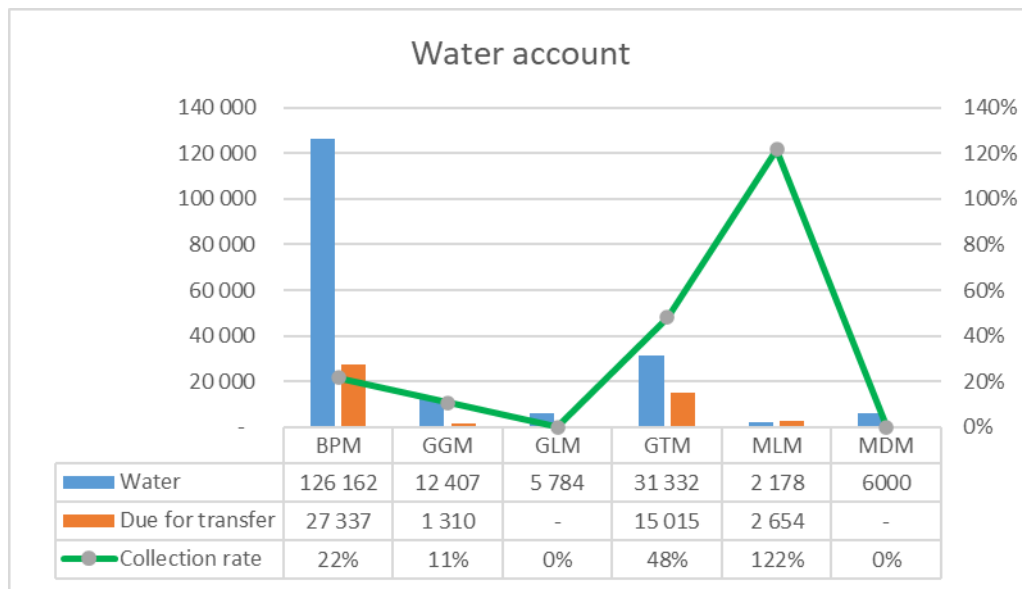


Figure 2: Water account

## b) Sewer Billing

The following graph illustrate the performance of the sewer services.

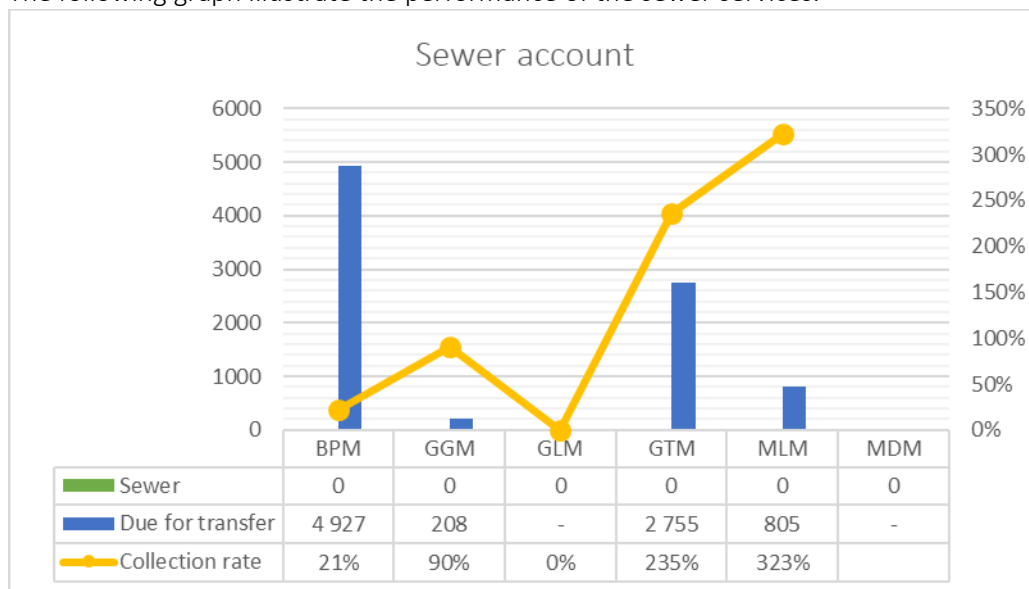


Figure 3: Sewer Account

### c) Local Municipalities Costs Recovery Report (Expenditures)

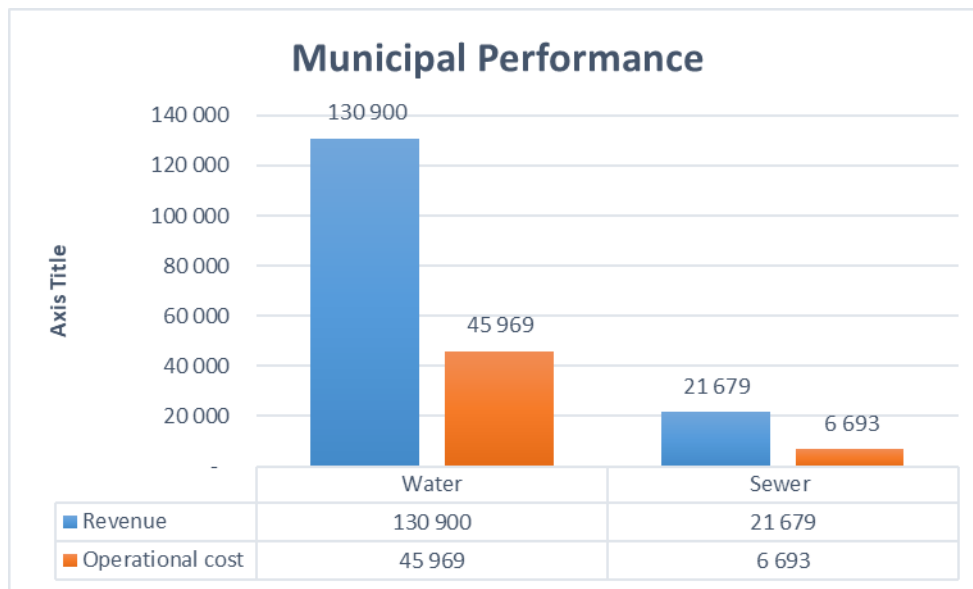


Figure 4: Cost recovery

The revenue invoiced on water and sewer for functions performed by local municipalities as per the above two tables. Municipalities has not yet transferred the money to the district municipality. As such further engagements with the local municipalities is critical. The local municipalities need to invoice the district on the total expenditures incurred on the water and sewer transactions.

#### 4.2. DEBTORS AGE ANALYSIS

The Municipality aims to effectively implement credit control and debt collection policy specifically on businesses, currently the municipality is in the process of uploading customer information on the system.

| Age Analysis  | Sewerage           | Water                | Total                |
|---------------|--------------------|----------------------|----------------------|
|               | R'000              | R'000                | R'000                |
| Current       | 4 663 221          | 19 224 973           | 23 888 194           |
| 30 days       | 3 077 751          | 14 046 994           | 17 124 744           |
| 60 days       | 2 860 433          | 15 108 748           | 17 969 180           |
| 90 days       | 2 759 831          | 13 340 982           | 16 100 813           |
| 120 days      | 2 681 936          | 14 475 975           | 17 157 911           |
| 150 days plus | 271 757 637        | 1 303 367 520        | 1 575 125 157        |
| <b>TOTAL</b>  | <b>287 800 809</b> | <b>1 379 565 191</b> | <b>1 667 366 000</b> |

## b) Debt age analysis.

| GOVERNMENT DEPARTMENT DEBTS                   |                   |                     |                   |                   |                     |                      |
|---|-------------------|---------------------|-------------------|-------------------|---------------------|----------------------|
| NAME OF DEPARTMENT                            | BPM               | GGM                 | GLM               | GTM               | MLM                 | TOTAL                |
| Department of Health                          |                   | -                   | 20 928.31         | 6 929.48          | -                   | 27 857.79            |
| Traffic Department                            |                   | -                   | -                 | -                 | -                   | -                    |
| Department of Justice                         | 7 195.86          | -                   | -                 | 78 715.86         | -                   | 85 911.72            |
| National: Agriculture, Forestry and Fisheries | 7 828.31          | 10 380.83           | -                 | -                 | -                   | 18 209.14            |
| National: Public Enterprises                  | -                 | 5 638 699.93        | -                 | -                 | -                   | 5 638 699.93         |
| National: Public Works                        | 204 091.71        | 27 342.69           | 364 242.06        | 531 492.76        | 1 635 834.40        | 2 763 003.62         |
| Other Traditional Authority Property          | -                 | 52 031.21           | -                 | -                 | -                   | 52 031.21            |
| Provincial: Education                         | 129.75            | 1 332 305.45        | 428 540.05        | 129.80            | -                   | 1 761 105.05         |
| Provincial: Public Works, Roads and Transport | 16 171.33         | 31 042.60           | -                 | 443.23            | -                   | 47 657.16            |
| LEDA  | -                 | -                   | 8 065.84          | -                 | -                   | 8 065.84             |
| Municipalities                                | -                 | -                   | 118 387.54        | -                 | -                   | 118 387.54           |
| DWS   | -                 | -                   | -                 | 1 250.63          | -                   | 1 250.63             |
| Department of Finance                         | -                 | -                   | -                 | 579.37            | -                   | 579.37               |
| <b>TOTAL</b>                                  | <b>235 416.96</b> | <b>7 091 802.70</b> | <b>940 163.80</b> | <b>619 541.13</b> | <b>1 635 834.40</b> | <b>10 522 758.99</b> |

## d) Sale Of Goods

| Month        | Tender            | Fire Services     | EHS               | Total             |
|--------------|-------------------|-------------------|-------------------|-------------------|
| July         | 349 041.21        | 35 893.11         | 18 243.48         | 403 177.80        |
| August       | 35 217.41         | 35 578.89         | 15 464.33         | 86 260.63         |
| September    | 90 347.84         | 10 315.45         | 12 730.41         | 113 393.70        |
| October      | 22 173.91         | 37 147.67         | 15 808.70         | 75 130.28         |
| November     | -                 | 14 659.37         | 40 123.48         | 54 782.85         |
| December     | -                 | 30 448.60         | 11 608.70         | 42 057.30         |
| <b>Total</b> | <b>496 780.37</b> | <b>164 043.09</b> | <b>113 979.10</b> | <b>774 802.56</b> |



## 5. Assets and Fleet Management

## 5.1. FINANCIAL

**Asset Management (MFMA section 63)**

- a) Significant movable / immoveable assets under the control of the municipality.
- b) Continuous updates of the asset register. Depreciation for the year

| NO | CLASS OF ASSETS                | DEPRECIATION<br>(JULY 2023 TO NOVEMBER 2023) | DECEMBER 2023   |
|----|--------------------------------|--|-----------------|
| 1  | Building                       | R 3 317 653.45                               | R 663 530.69    |
| 2  | Water                          | R 71 325 151.50                              | R 14 265 030.37 |
| 3  | Sanitation                     | R 15 562 267.55                              | R 3 112 453.51  |
| 4  | Computer Equipment             | R 399 100.25                                 | R 79 820.05     |
| 5  | Furniture and Office Equipment | R 1 063 084.00                               | R 212 616.80    |
| 6  | Machinery and Equipment        | R 1 377 710.22                               | R 275 542.06    |
| 7  | Motor Vehicle                  | R 4 929 647.25                               | R 985 929.45    |

This section of the report relates to the asset spend analysis (quantum and rand value) during the past quarter for all asset transactions.

| THRESHOLD- OTHER ASSET PURCHASES | QUANTITY | VALUE        |
|----------------------------------|----------|--------------|
| Transactions Exceeding R 1 000   | 6        | R 949 490.00 |

| NO | DATE   | CHEQUE NUMBER               | DESCRIPTION OF WORKS                                       | AMOUNT    |
|----|--------|-----------------------------|--|-----------|
| 1  | Oct-23 | EF018038-0001               | DISASTER MANAGEMENT SYSTEM APPLICATION DOCUMENT 08/08/2023 | R 635 230 |
| 2  | Nov-23 | EF018161-0005               | PURCHASE OF BATTERY CHARGEER HEAVY DUTY                    | R 26 910  |
| 3  | Nov-23 | EF018240-0004 EF018283-0004 | FRIDGE 348   | R 16 600  |

|   |        |                             |  |           |
|---|--------|-----------------------------|--|-----------|
| 4 | Nov-23 | EF018240-0004 EF018283-0004 | 621 FOUR PLATE BLACK STOVE   | R 10 750  |
| 5 | Nov-23 | EF018258-0001               | SUPPLY AND DELIVERY OF BOLTED SHELVING STEEL BAYS GALVANIZED 7 BAY | R 172 500 |
| 6 | Nov-23 | EF018234-0001 EF018291-0001 | SUPPLY AND DELIVERY OF 8 PORT MANAGED POE NETWORK SWITCH           | R 87 500  |

**Total****R 949 490.00**

| THRESHOLD– OTHER ASSET PURCHASES   | QUANTITY | VALUE |
|------------------------------------|----------|-------|
| Transactions not Exceeding R 1 000 | N/A      | 0     |

The various threshold values in the table above determines the nature of the asset as well as the appropriate accounting treatment as follows:

| THRESHOLD– INFRASTRUCTURE ASSET PURCHASES | QUANTITY | VALUE                   |
|---|----------|-------------------------|
| Transactions Exceeding R 1 000            | 118      | <b>R 120 167 057.93</b> |

| NO | DATE   | CHEQUE NUMBER | DESCRIPTION OF SERVICE   | AMOUNT         |
|----|--------|---------------|--|----------------|
| 1  | Oct-23 | EF018032-0001 | CLAIM 04 MAGEVA WATER RETICULATION PHASE 02 24/08/2023         | R 163 935.51   |
| 2  | Oct-23 | MDM/24/23-09  | C;LAIM 09 MAGEVA WATER RETICULATION PHASE 02 24/10/2023        | R 582 876.00   |
| 3  | Oct-23 | CLAIM 24      | CLAIM 24 THAPANE WATER SUPPLY SCHEME 16/10/2023                | R 241 110.87   |
| 4  | Oct-23 | CLAIM 24      | CLAIM 24 THAPANE WATER SUPPLY SCHEME 16/10/2023                | R 1 607 405.80 |
| 5  | Oct-23 | THA202333     | CLAIM 09 THABINA TO LENYENYE BULK WATER LINE PHASE6 25/10/2023 | R 217 793.95   |
| 6  | Oct-23 | BJVB-09       | CLAIM 09 THABINA REGIONAL WATER SCHEME PHASE6 12/10/2023       | R 1 304 980.84 |
| 7  | Oct-23 | EF018036-0004 | CLAIM 07 ROTTERDAM GROUNDWATER SCHEME PHASE 2 28/0/2023        | R 214 468.70   |

|    |        |                    |   |                |
|----|--------|--------------------|---|----------------|
| 8  | Oct-23 | EF018074-0002      | CLAIM 08 ROTTERDAM GROUNDWATER SCHEME PHASE 2 26/09/2023            | R 202 867.84   |
| 9  | Oct-23 | MOR220923          | CLAIM 07 ROTTERDAM GROUNDWATER SCHEME PHASE 2 09/10/2023            | R 1 281 836.77 |
| 10 | Oct-23 | 171205             | CLAIM 09 ROTTERDAM GROUND WATER SCHEME PHASE 02 23/10/2023          | R 214 465.70   |
| 11 | Oct-23 | EF018060-0001      | CLAIM 14 MAKHUSHANE WATER SCHEME PHASE 4 27/09/2023                 | R 491 958.05   |
| 12 | Oct-23 | EF018042-0002      | CLAIM 05 MAKHUSHANE WATER SCHEME PHASE 5C 27/09/2023                | R 1 003 224.94 |
| 13 | Oct-23 | EF018042-0001      | CLAIM 05 MAKHUSHANE WATER SCHEME PHASE 5C 28/09/2023                | R 1 379 462.74 |
| 14 | Oct-23 | MK 15              | CLAIM 15 MAKHUSHANE WATER SCHEME PHASE 4 18/10/2023                 | R 1 048 161.91 |
| 15 | Oct-23 | MDM-10/07          | CLAIM 07 MAKHUSHANE WATWER SCHEME 5A 18/10/2023                     | R 2 677 888.09 |
| 16 | Oct-23 | MDM12-006          | CLAIM 06 MAKHUSHANE WATER SCHEME PHASE 5C 19/10/2023                | R 1 795 842.22 |
| 17 | Oct-23 | MDM2021-22-PH4-016 | CLAIM 16 MAKHUSHJANE WATER SCHEME PHASE4 19/10/2023                 | R 165 819.40   |
| 18 | Oct-23 | MDM2022-23-5C-009  | CLAIM 09 MAKHUSHANE WATER SCHEME PHASE 5C 20/10/2023                | R 222 373.50   |
| 19 | Oct-23 | 109                | CLAIM 09 MAKHUSHANE WATER SCHEME PHASE 5B 23/10/2023                | R 3 145 259.19 |
| 20 | Oct-23 | MDM2022-23-5B-009  | CLAIM 09 MAKHUSHANE WATER SCHEME PHASE 5B 23/10/2023                | R 260 218.65   |
| 21 | Oct-23 | MDM2022-23-5A-008  | CLAIM 08 MAKHUSHANE WATER SCHEME PHASE 5A 23/10/2023                | R 257 417.08   |
| 22 | Oct-23 | EF018119-0001      |   | R 270 382.04   |
| 23 | Oct-23 | EF018046-0002      | CLAIM 07 SEKGOSSESE RWS PHASE 3B 26/09/2023                         | R 2 181 204.00 |
| 24 | Oct-23 | EF018047-0001      | CLAIM 06 SEKGOSSESE REGIONAL GROUNDWATER SCHEME PHASE 3A 02/10/2023 | R 290 575.63   |
| 25 | Oct-23 | INA10387           | CLAIM 08 SEKGOSSESE REGIONAL GROUND WATER PHASE 3A 30/10/2023       | R 1 493 523.00 |
| 26 | Oct-23 | EF018050-0001      | CLAIM 11 RITAVI 2 REGIONAL WATER SCHEME PHASE 4C 21/09/2023         | R 150 000.00   |
| 27 | Oct-23 | EF018048-0001      | CLAIM 09 RITAVI 2 REGIONAL WATER SCHEME PHASE 4B 21/09/2023         | R 197 762.07   |

|    |        |                             |   |                |
|----|--------|-----------------------------|---|----------------|
| 28 | Oct-23 | EF018047-0002               | CLAIM 11 RITAVI 2 REGIONAL WATER SCHEME PHASE 4A 21/09/2023       | R 361 298.09   |
| 29 | Oct-23 | EF018046-0004               | CLAIM 06 LULEKANI WATER SCHEME PHASE 2A 22/08/2023                | R 183 825.58   |
| 30 | Oct-23 | EF018048-0002               | CLAIM 07 LULEKANI WATER SCHEME PHASE 2A 20/09/2023                | R 183 400.40   |
| 31 | Oct-23 | EF018036-0003               | TOURS WATER RETICULATION 25 VILLAGES PHASE 2B 22/09/2023          | R 340 519.40   |
| 32 | Oct-23 | EF018060-0002               | CLAIM 04 TOURS WATER RETICULATION 25 VILLAGES 22/09/2023          | R 216 098.30   |
| 33 | Oct-23 | EF018032-0003               | CLAIM 05 TOURS WATER RETICULATION 25 VILLAGES PHASE 2C 22/09/2023 | R 296 901.28   |
| 34 | Oct-23 | EF018037-0001               | CLAIM 03 TOURS WATER RETICULATION 25 VILLAGES 22/09/2023          | R 226 164.57   |
| 35 | Oct-23 | EF018053-0001               | CLAIM 07 TOURS WATER RETICULATION PHASE 2D 03/10/2023             | R 3 126 735.58 |
| 36 | Oct-23 | EF018075-0001               | CLAIM 10 TOURS WATER RETICULATION 25 VILLAGES 03/10/2023          | R 1 774 589.49 |
| 37 | Nov-23 | EF018204-0002               | CLAIM 09 THABINA REGIONAL WATER SCHEME PHASE 6 12/10/2023         | R 1 423 054.40 |
| 38 | Nov-23 | EF018129-0001               | CLAIM 08 ROTTERDAM GROUND WATER SCHEME PHASE 2 30/10/2023         | R 2 438 528.88 |
| 39 | Nov-23 | EF018264-0001               | CLAIM 09 ROTTERDAM GROUNDWATER SCHEME PHASE 2 30/11/2023          | R 1 990 387.75 |
| 40 | Nov-23 | EF018245-0003 EF018281-0001 | CLAIM 08 MAKHUSHANE WATER SCHEME PHASE 5A 09/11/2023              | R 2 268 634.97 |
| 41 | Nov-23 | EF018247-0001 EF018278-0001 | CLAIM 17 MAKHUSHANE WATER SCHEME PHASE 4 23/11/2023               | R 136 517.09   |
| 42 | Nov-23 | EF018247-0002 EF018281-0002 | CLAIM 10 MAKHUSHANE WATER SCHEME PHASE 5B 23/11/2023              | R 1 996 927.55 |
| 43 | Nov-23 | EF018244-0002 EF018276-0001 | CLAIM 10 MAKHUSHANE WATER SCHEME PHASE 5C 23/11/2023              | R 260 732.93   |
| 44 | Nov-23 | EF018262-0003               | CLAIM 07 MAKHUSHANE WATER SCHEME PHASE 5C 24/11/2023              | R 240 915.37   |

|    |        |                             |   |                |
|----|--------|-----------------------------|---|----------------|
| 45 | Nov-23 | EF018262-0001               | CLAIM 07 MAKHUSHANE WATER SCHEME PHASE 5C<br>24/11/2023                 | R 2 276 526.78 |
| 46 | Nov-23 | EF018262-0002               | CLAIM 07 MAKHUSHANE WATER SCHEME PHASE 5C<br>24/11/2023                 | R 1 102 223.82 |
| 47 | Nov-23 | EF018245-0002 EF018275-0002 | CLAIM 10 MAKHUSHANE WATER SCHEME PHASE 5B<br>27/11/2023                 | R 236 788.83   |
| 48 | Nov-23 | EF018243-0002 EF018272-0002 | CLAIM 09 MAKHUSHANE WATER SCHEME PHASE 5A<br>27/11/2023                 | R 216 102.99   |
| 49 | Nov-23 | EF018128-0001               | CLAIM 10 SEKGOTSESE REGIONAL BULK WATER<br>PHASE 3C 30/10/2023          | R 1 734 588.00 |
| 50 | Nov-23 | EF018244-0001 EF018272-0001 | CLAIM 12 SEKGOTSESE REGIONAL GROUND WATER<br>PHASE 3C 31/10/2023        | R 330 569.82   |
| 51 | Nov-23 | EF018245-0001 EF018275-0001 | CLAIM 08 SEKGOTSESE REGIONAL GROUND WATER<br>SCHEME PHASE 3B 01/11/2023 | R 520 433.07   |
| 52 | Nov-23 | EF018185-0002               | CLAIM 08 SEKGOTSESE REGIONAL GROUND WATER<br>PHASE 3B 01/11/2023        | R 422 718.20   |
| 53 | Nov-23 | EF018185-0001               | CLAIM 08 SEKGOTSESE REGIONAL GROUND WATER<br>PHASE 3B 01/11/2023        | R 1 715 195.80 |
| 54 | Nov-23 | EF018243-0001               | CLAIM 08 SEKGOTSESE REGIONAL GROUND WATER<br>PHASE 3A 06/11/2023        | R 509 100.37   |
| 55 | Nov-23 | EF018213-0001 EF018285-0001 | CLAIM 08 RITAVI WATER SCHEME PHASE 4B<br>07/11/2023                     | R 1 283 718.90 |
| 56 | Nov-23 | EF018249-0001 EF018282-0001 | CLAIM 10 RITAVI 2 REGIONAL WATER SCHEME<br>PHASE 4C 20/11/2023          | R 198 378.25   |
| 57 | Nov-23 | EF018263-0001               | CLAIM 12 RITAVI REGIONAL WATER SCHEME PHASE<br>04-A 30/11/2023          | R 345 720.52   |
| 58 | Nov-23 | EF018263-0002               | CLAIM 07 RITAVI 2 REGIONAL WATER SCHEME<br>PHASE 4A 30/11/2023          | R 1 048 215.34 |
| 59 | Nov-23 | EF018265-0001               | CLAIM 09 RITAVI 2 REGIONAL WATER SCHEME<br>PHASE 4B 30/11/2023          | R 196 940.23   |
| 60 | Nov-23 | EF018129-0002               | CLAIM 06 LULEKANI WATER SCHEME PHASE 2A<br>16/10/2023                   | R 2 385 331.85 |
| 61 | Nov-23 | EF018128-0002               | CLAIM 08 LULEKANI WATER SCHEME PHASE 2A<br>27/10/2023                   | R 183 958.17   |

|    |        |                             |   |                |
|----|--------|-----------------------------|---|----------------|
| 62 | Nov-23 | EF018179-0002               | CLAIM 16 LULEKANI WATER SCHEME PHASE 1<br>09/11/2023                  | R 207 366.89   |
| 63 | Nov-23 | EF018179-0003               | CLAIM 16 LULEKANI WATER SCHEME PHASE 1<br>09/11/2023                  | R 221 387.50   |
| 64 | Nov-23 | EF018179-0001               | CLAIM 16 LULEKANI WATER SCHEME PHASE1<br>09/11/2023                   | R 60 172.20    |
| 65 | Nov-23 | EF018228-0005 EF018271-0001 | CLAIM 04 LULEKANI WATER SCHEME PHASE 2B<br>HUMULANI 23/11/2023        | R 1 110 000.00 |
| 66 | Nov-23 | EF018228-0004               | CLAIM 04 LULEKANI WATER SCHEME PHASE 2B<br>23/11/2023                 | R 1 274 301.20 |
| 67 | Nov-23 | EF018228-0003               | CLAIM 04 LULEKANI WATER SCHEME PHASE 2B<br>23/11/2023                 | R 311 152.93   |
| 68 | Nov-23 | EF018228-0001               | CLAIM 04 LULEKANI WATER SCHEME PHASE 2B<br>23/11/2023                 | R 81 090.26    |
| 69 | Nov-23 | EF018228-0002               | CLAIM 04 LULEKANI WATER SCHEME PHASE 2B<br>23/11/2023                 | R 299 000.00   |
| 70 | Nov-23 | EF018185-0003               | CLAIM 04 TOURS WATER RETICULATION 25<br>VILLAGES 06/11/2023           | R 226 831.24   |
| 71 | Nov-23 | EF018180-0002               | CLAIM 05 TOURS WATER RETICULATION 25<br>VILLAGES 06/11/2023           | R 248 498.30   |
| 72 | Dec-23 | EF018345-0001               | CLAIM 10 MAGEVA WATER RETICULATION NETWORK<br>08/12/2023              | R 1 307 079.45 |
| 73 | Dec-23 | EF018324-0001               | CLAIM 16 THAPANE WATER SUPPLY PHASE 2B<br>07/12/2023                  | R 154 762.60   |
| 74 | Dec-23 | EF018324-0001               | CLAIM 16 THAPANE WATER SUPPLY PHASE 2B<br>07/12/2023                  | R 23 214.39    |
| 75 | Dec-23 | EF018340-0001               | CLAIM 10 THABINA REGIONAL WATER SCHEME<br>PHASE 6 11/12/2023          | R 1 000 195.39 |
| 76 | Dec-23 | EF018339-0004               | CLAIM 10 ROTTERDAM GROUND WATER SCHEME<br>PHASE 2 28/11/2023          | R 214 302.03   |
| 77 | Dec-23 | EF018344-0001               | CLAIM 10 ROTTERDAM REGIONAL GROUND WATER<br>SCHEME PHASE 2 14/12/2023 | R 1 908 833.70 |
| 78 | Dec-23 | EF018339-0001               | CLAIM 11 MAKHUSHANE WATER SCHEME PHASE 5C<br>07/12/2023               | R 190 018.34   |
| 79 | Dec-23 | EF018342-0001               | CLAIM 11 MAKHUSHANE WATER SCHEME PHASE 5B<br>11/12/2023               | R 203 810.50   |
| 80 | Dec-23 | EF018341-0001               | CLAIM 10 MAKHUSHANE WATER SCHEME PHASE 5A<br>11/12/2023               | R 167 183.98   |

|    |        |               |  |                |
|----|--------|---------------|--|----------------|
| 81 | Dec-23 | EF018364-0002 | CLAIM 09 MAKHUSHANE WATER SCHEME PHASE 5A<br>12/12/2023                | R 1 209 316.74 |
| 82 | Dec-23 | EF018365-0002 | CLAIM 11 MAKHUSHANE WATER SCHEME PHASE 5B<br>13/12/2023                | R 992 781.55   |
| 83 | Dec-23 | EF018375-0001 | CLAIM 08 MAKHUSHANE WATER SCHEME PHASE 5C<br>18/12/2023                | R 1 197 842.42 |
| 84 | Dec-23 | EF018347-0003 | CLAIM 09 SEKGOSESE REGIONAL GROUND WATER<br>SCHEME PHASE 3B 11/12/2023 | R 1 323 215.70 |
| 85 | Dec-23 | EF018347-0002 | CLAIM 09 SEKGOSESE REGIONAL GROUNDWATER<br>SCHEME PHASE 3B 11/12/2023  | R 2 310 984.30 |
| 86 | Dec-23 | EF018364-0001 | CLAIM 13 SEKGOSESE REGIONAL GROUND WATER<br>SCHEME PHASE 3C 12/12/2023 | R 185 325.82   |
| 87 | Dec-23 | EF018345-0002 | CLAIM 09 SEKGOSESE REGIONAL GROUND WATER<br>SCHEME PHASE 3B 13/12/2023 | R 244 218.83   |
| 88 | Dec-23 | EF018344-0002 | CLAIM 09 SEKGOSESE REGIONAL GROUND WATER<br>SCHEME PHASE 3A 13/12/2023 | R 4 609 221.30 |
| 89 | Dec-23 | EF018365-0001 | CLAIM 11 SEKGOSESE REGIONAL GROUND WATER<br>PHASE 2A 13/12/2023        | R 509 973.30   |
| 90 | Dec-23 | EF018396-0001 | CLAIM 01 SEKGOSESE REGIONAL GROUNDWATER<br>SCHEME PHASE 3D 20/12/2023  | R 6 397 803.74 |
| 91 | Dec-23 | EF018397-0001 | CLAIM 02 SEKGOSESE REGIONAL GROUNDWATER<br>SCHEME PHASE 3D 20/12/2023  | R 322 985.86   |
| 92 | Dec-23 | EF018411-0001 | CLAIM 01 SEKGOSESE REGIONAL GROUNDWATER<br>SCHEME PHASE 3D 21/12/2023  | R 3 734 149.67 |
| 93 | Dec-23 | EF018341-0003 | CLAIM 09 LULEKANI WATER SCHEME PHASE 2A<br>28/11/2023                  | R 183 858.17   |
| 94 | Dec-23 | EF018366-0001 | CLAIM 05 LULEKANI WATER SCHEME PHASE 2B<br>06/12/2023                  | R 286 956.52   |
| 95 | Dec-23 | EF018339-0003 | CLAIM 07 LULEKANI WATER SCHEME PHASE 2A<br>07/12/2023                  | R 1 253 118.80 |
| 96 | Dec-23 | EF018349-0001 | NEW BOREHOLE CONNECTION MMAPAKATI                                      | R 77 047.83    |
| 97 | Dec-23 | EF018339-0002 | CLAIM 06 TOURS WATER RETICULATION 25<br>VILLAGES 04/12/2023            | R 5 531 181.21 |
| 98 | Dec-23 | EF018348-0001 | CLAIM 08 TOURS WATER RETICULATION PHASE 2D<br>13/12/2023               | R 1 288 521.01 |
| 99 | Dec-23 | EF018366-0002 | CLAIM 06 TOURS WATER SCHEME PHASE 2C<br>13/12/2023                     | R 455 400.83   |

|     |        |                                     |   |                |
|-----|--------|-------------------------------------|---|----------------|
| 100 | Dec-23 | EF018347-0001                       | CLAIM 11 TOURS WATER RETICULATION PHASE 2A<br>13/12/2023  | R 1 809 108.00 |
| 101 | Dec-23 | EF018345-0003                       | CLAIM 07 TOURS WATER RETICULATION TO 25<br>VILLAGES PHASE 2B 14/12/2023                             | R 1 598 375.79 |
| 102 | Oct-23 | EF018088-0001                       | SUPPLY AND INSTALLATION OF 4X505KW SEWAGE<br>CUTTER SUBMERSIBLE PUMPS FOR                           | R 1 600 000.00 |
| 103 | Oct-23 | EF018085-0001                       | APPOINTMENT OF SERVICE PROVIDER FOR THE<br>FISHING OUT AND EQUIPPING OF BOREHOLE<br>KAMPERSRUS TOWN | R 796 620.00   |
| 104 | Oct-23 | EF018101-0001                       | SUPPLY AND INSTALLATION OF 630A MAIN CIRCUIT<br>BREAKER & 95KW SUBMERSIBL                           | R 839 645.00   |
| 105 | Oct-23 | EF018102-<br>0001 EF018147-<br>0001 | APPOINTMENT OF SERVICE PROVIDER TO SUPPLY<br>AND DELIVER SPARES                                     | R 1 559 400.00 |
| 106 | Nov-23 | EF018158-0001                       | SUPPLY AND DELIVERY OF BOREHOLE SPARES FOR<br>MOPANI DISTRICT MUNICIPALIT                           | R 5 147 923.19 |
| 107 | Nov-23 | EF018286-0002                       | SUPPLY OF WATER PUMPS RITAVI WATER WORKS<br>30/11/2023  | R 869 786.40   |
| 108 | Nov-23 | EF018286-0001                       | SUPPLY OF WATER PUMPS RITAVI WATER WORKS<br>30/11/2023  | R 4 320 535.03 |
| 109 | Nov-23 | 22                                  | SUPPLY AND DELIVERY AND CONNECTION OF<br>CAMPS AROUND MARULENG                                      | R 25 600.00    |
| 110 | Dec-23 | EF018312-0001                       | SUPPLY AND INSTALL 1 FLOW METER; SUPPLY AND<br>INSTALL CONTROL VALVE; SUP                           | R 960 000.00   |
| 111 | Dec-23 | EF018383-0001                       | MAIN WASTE WATER PUMP   | R 911 739.13   |
| 112 | Dec-23 | EF018383-0001                       | REFURBISHMENT OF MAIN WASTE WATER PUMP  | R 478 260.87   |
| 113 | Dec-23 | EF018317-0001                       | SUPPLY AND DLEIVERY OF SPARES FOR SEWER<br>MATERIAL AT DRAKENSIG                                    | R 407 536.44   |
| 114 | Oct-23 | MDM-23/10-01                        | SUPPLY AND BUILD A GUARD HOUSE AT<br>MODJADJISKLOOF FIRE STATION                                    | R 163 500.00   |
| 115 | Nov-23 | 2302                                | APPOINTMENT OF SERVICE PROVIDER FOR DRILL;<br>TEST AND EQUIP BOREHOLE AT                            | R 531 413.30   |
| 116 | Dec-23 | EF018328-0001                       | EQUIPPING OF BOREHOLE; 2*10 000L JOJO TANK AND<br>PIPELINE AT THAKO VILLAG                          | R 530 822.11   |
| 117 | Dec-23 | EF018331-0001                       | EQUIPPING OF BOREHOLE; 2*10 000L JOJO TANKS<br>AND PIPELINE AT LEOKWE VILL                          | R 530 822.11   |
| 118 | Dec-23 | EF018307-0002                       | EQUIPPING OF BOREHOLE AND INSTALLATION OF<br>2*10000 JOJO TANKS AND PIPELI                          | R 528 309.00   |



|              |                        |
|--------------|------------------------|
|              |                        |
| <b>Total</b> | <b>R120 167 057.93</b> |

#### ASSET DISPOSAL ANALYSIS REPORT:

This section of the report relates to the asset disposals (quantity and rand value) that occurred during the past quarter for all disposal transactions by means of a transfer donation and tender or competitive sale process.

| THRESHOLD- ASSET DISPOSED                      | QUANTITY | VALUE |
|--|----------|-------|
| Asset Disposals through Transfers              | N/A      | 0     |
| Asset Disposals through Donations              | N/A      | 0     |
| Asset Disposals through Tender or Sale Process | N/A      | 0     |
| <b>TOTAL TRANSACTION VALUE (Including VAT)</b> |          |       |

#### 5.2. Fleet Report

##### 1. Summary Expenditure on fleet.

| Period       | Fuel Expenditure on Fleet | Fuel Expenditure on Borehole and Generators | Repairs And Maintenance Expenditure | Licensing of Fleet Expenditure | Total Expenditure    |
|--------------|---------------------------|---|-------------------------------------|--------------------------------|----------------------|
| OCT -23      | R891 369,68               | R199 081,40                                 | R833 730.00                         | R246 339,20                    | <b>R1 973 507,08</b> |
| NOV-23       | R951 695,22               | R258 552,59                                 | R763 769,30                         | R 49 326,00                    | <b>R2 023 343,11</b> |
| DEC-23       | R780 584,36               | R269 293.05                                 | R 45 450,00                         | R 40 824,00                    | <b>R1 136 151,41</b> |
| <b>TOTAL</b> | <b>R2 623 649,26</b>      | <b>R726 927,04</b>                          | <b>R1 642 949.30</b>                | <b>R336 507,20</b>             | <b>R5 133 001,60</b> |

##### 2. Summary listing on fleet status.

| Location      | Number Of Vehicles & Plant | Operational | Non-Operational | Recommended Disposal | Accident/ Written Off |
|---------------|----------------------------|-------------|-----------------|----------------------|-----------------------|
| Tzaneen       | 41                         | 22          | 15              | 4                    | 0                     |
| Ba-Phalaborwa | 25                         | 09          | 13              | 3                    | 0                     |
| Letaba        | 25                         | 11          | 12              | 2                    | 1                     |
| Giyani        | 62                         | 22          | 33              | 5                    | 2                     |
| Maruleng      | 24                         | 10          | 13              | 2                    | 0                     |
| <b>Total</b>  | <b>177</b>                 | <b>74</b>   | <b>86</b>       | <b>16</b>            | <b>3</b>              |

### 3. List of vehicles with high fuel consumption.

| Cost Name        | Reg Num | Make   | Fuel | Opening Odo | Closing Odo | Span | Litres  | Grand Total        |
|------------------|---------|--------|------|-------------|-------------|------|---------|--------------------|
| MARULENG         | CWT163L | NISSAN | D    | 464678      | 465072      | 394  | 1253.74 | 31722,53           |
| MARULENG         | CXS343L | NISSAN | D    | 375908      | 381583      | 5675 | 1449.41 | 37855,86           |
| TZANEEN SATELITE | CXS351L | NISSAN | D    | 273228      | 277450      | 4222 | 1485.03 | 37904,2            |
| LETABA           | FFM976L | FUSO   | D    | 89617       | 93926       | 4309 | 1683.62 | 43621,6            |
| TZANEEN SATELITE | FFS673L | FUSO   | D    | 136296      | 139232      | 2936 | 1304.34 | 33385,47           |
| TZANEEN SATELITE | FMZ796L | NISSAN | D    | 63114       | 66313       | 3199 | 2680    | 69961,51           |
|                  |         |        |      |             |             |      |         | <b>R254 451,17</b> |

#### Factors on high fuel consumption.

Water tanker trucks FFM976L listed above is being utilized for service delivery programs at locals and district level, all activities outside the programs are requested by the satellite manager, the logbook was submitted as a support for travelled trips.

Vehicle CWT163L & CXS343L, logbooks were submitted, and reconciliations were conducted, awaiting programs from Satellite Managers.

The kilos on vehicles CXS351L and FMZ796L will be reconcile upon the submissions of logbooks, follow ups will be conducted with satellite managers on any discrepancies .

### 4. Fleet with Zero/inaccurate readings on Odometers

| Cost Name        | Reg Num | Make   | Fuel | Opening Odo | Closing Odo | Span   | Litres  | Grand Total |
|------------------|---------|--------|------|-------------|-------------|--------|---------|-------------|
| GIYANI           | CWL357L | TOYOTA | P    | 102890      | 102890      | 0      | 37.32   | R 1012,49   |
| GIYANI           | DMT538L | SAMIL  | D    | 16422       | 16422       | 168121 | 30.46   | R 808,65    |
| TZANEEN SATELITE | DNR486L | FORD   | D    | 65746       | 65746       | 0      | 177.53  | R 4799,56   |
| LETABA           | FDZ817L | FUSO   | D    | 93622       | 93622       | 0      | 1000.01 | R 26741,5   |
| LETABA           | FSL949L | NISSAN | D    | 0           | 2547        | 0      | 119.93  | R 3253,7    |

#### Factors on inaccurate readings

Inaccurate odometer readings on system have been monthly reconciliation are conducted and addressed with FNB on the inaccurate readings.

### 5. List of Fire and Rescue vehicle being registered for special classification.

| No | Reg Num  | Make               | Location                    | Department   |
|----|----------|--------------------|-----------------------------|--------------|
| 1  | CXZ 890L | Tata-Fire Truck    | Fire Station- Tzaneen       | Fire Service |
| 2  | DRD 675L | Iveco Eurocargo    | Fire Station-Modjadjiskloof | Fire Service |
| 3  | BKH 751L | Nissan Ud95 Truck  | Fire Station-Ba-Phaborwa    | Fire Service |
| 4  | CXZ 901L | Tata-Fire Truck    | Fire Station- Tzaneen       | Fire Service |
| 5  | CWL 357L | Toyota Landcruiser | Fire Station-Ba-Phaborwa    | Fire Service |
| 6  | CJK 653L | Mercedes Atego     | Fire Station- Tzaneen       | Fire Service |
| 7  | CJK 630L | Mercedes Atego     | Fire Station- Giyani        | Fire Service |
| 8  | BVF 169L | Nissan Ud95 Truck  | Fire Station- Tzaneen       | Fire Service |
| 9  | CWL 359L | Toyota Landcruiser | Fire Station-Maruleng       | Fire Service |
| 10 | CWL 361L | Toyota Landcruiser | Fire Station-Modjadjiskloof | Fire Service |
| 11 | CWL 317L | Toyota Landcruiser | Fire Station- Giyani        | Fire Service |

### 6. Detailed Fleet Status

| No | Reg No  | Locations                   | Operational / Non-Operational | Comments/Remarks  |
|----|---------|-----------------------------|-------------------------------|---|
| 1  | BFL595L | Fire Station-Maruleng       | Non-Operational               | The vehicle has a gearbox problem/request has been processed and sent to SCM the order has been issued. |
| 2  | BFL614L | Fire Station-Ba-Phaborwa    | Non-Operational               | The vehicle needs service, shocks, and suspension repairs.  |
| 3  | BFL630L | Fire Station-Modjadjiskloof | Operational                   |   |
| 4  | BFL640L | Fire Station-Tzaneen        | Operational                   |   |
| 5  | BFL646L | Fire Station-Tzaneen        | Non-Operational               | The vehicle has a brake-down, awaiting the internal mechanic to do a diagnose.                          |
| 6  | BKH751L | Fire Station-Ba-Phaborwa    | Operational                   |   |

|    |         |                                 |                    |   |
|----|---------|---------------------------------|--------------------|---|
| 7  | BSB155L | Satellite Office- Giyani        | To be disposed off | To be disposed off.   |
| 8  | BSB169L | Satellite Office- Lukani        | Non-Operational    | The vehicle needs four tyres, front and rear brakes, and full service, awaiting memo from the satellite.                  |
| 9  | BTL511L | Fire Station- Tzaneen           | Non-Operational    | The vehicle needs repairs, awaiting memo from satellite to process the request.   |
| 10 | BVF169L | Fire Station- Tzaneen           | Non-Operational    | The vehicle needs repairs on rear locker, horse reel, the request has been processed on the 23 Oct 2023.                  |
| 11 | BVP255L | Maruleng Local Municipality     | Operational        |   |
| 12 | BVP257L | Maruleng Local Municipality     | Operational        |   |
| 13 | CCR875L | Letaba Satellite                | Non-Operational    | The vehicle needs repairs on the air-valve, awaiting memo from satellite.   |
| 14 | CCR880L | Tzaneen Satellite Office        | Non-Operational    | The vehicle needs a service, awaiting memo from roads and transport.  |
| 15 | CCR890L | Ba-Palaborwa Local Municipality | Operational        |   |
| 16 | CCR896  | Maruleng Local Municipality     | Operational        |   |
| 17 | CFG984L | Giyani Satellite Office         | To be disposed off | To be disposed off.   |
| 18 | CFG993L | Main office Mopani              | Operational        | To be disposed off.   |
| 19 | CFH018L | Satellite Office Lulekani       | Non-Operational    | The vehicle is leaking hydraulic oil, and also front suspension needs wheel alignment/ request processed and sent to SCM. |
| 20 | CFH118L | Maruleng Local Municipality     | Non-Operational    | Written off due to an accident.   |
| 21 | CFH143L | Giyani workshop                 | Non-Operational    | The vehicle needs tyre replacement and service, awaiting memo from satellite.   |
| 22 | CFJ256L | District Office                 | Operational        |   |
| 23 | CFW464L | Satellite Office- Giyani        | Non-Operational    | The vehicle needs suspension repairs request has been processed.  |

|    |         |                                  |                    |   |
|----|---------|----------------------------------|--------------------|---|
| 24 | CJK630L | Fire Station<br>Giyani           | Non-Operational    | The vehicle needs repairs on fuse box, awaiting memo.                           |
| 25 | CJK653L | Fire Station-<br>Tzaneen         | Operational        |   |
| 26 | CCR904L | Giyani<br>workshop               | Non-Operational    | The vehicle needs front glass, request for repair has been sent to the insurer. |
| 27 | CRT136L | Satellite Office-<br>Maruleng    | To be disposed off | To be disposed off.   |
| 28 | CRT149L | Satellite Office-<br>Lukani      | To be disposed off | To be disposed off.   |
| 29 | CRT162L | Satellite Office-<br>Kgapanne    | To be disposed off | To be disposed off.   |
| 30 | CRT172L | Satellite Office-<br>Nkowa Nkowa | To be disposed off | To be disposed off.   |
| 31 | CRT182L | Satellite Office-<br>Lukani      | To be disposed off | To be disposed off.   |
| 32 | CRT201L | Satellite<br>Office- Giyani      | To be disposed off | To be disposed off.   |
| 33 | CRT205L | Satellite<br>Office- Tzaneen     | Operational        |   |
| 34 | CRT213L | Satellite Office-<br>Nkowa Nkowa | To be disposed off | To be disposed off.   |
| 35 | CRT216L | Satellite Office-<br>Lukani      | To be disposed off | To be disposed off.   |
| 36 | CRT224L | Satellite Office-<br>Maruleng    | To be disposed off | To be disposed off.   |
| 37 | CXS359L | Satellite Office-<br>Nkowa Nkowa | Operational        |   |
| 38 | CTH418L | Fire Station-<br>Giyani          | Operational        |   |
| 39 | CTH428L | Fire Station-<br>Giyani          | Non-Operational    | To be disposed off.   |
| 40 | CTH432L | Fire Station-<br>Modjadjiskloof  | Non-Operational    | The vehicle has an engine problem,request has been processed and sent to SCM.   |
| 41 | CTH436L | Fire Station-<br>Tzaneen         | Operational        |   |

|    |         |                             |                    |  |
|----|---------|-----------------------------|--------------------|--|
| 42 | CTH438L | Fire Station-Tzaneen        | Operational        |  |
| 43 | CTH441L | Fire Station-Giyani         | Operational        |  |
| 44 | CTH447L | Fire Station-Giyani         | Operational        |  |
| 45 | CTH452L | Fire Station-Ba-Phaborwa    | Operational        | The vehicle needs headlight replacement, awaiting memo from satellite.   |
| 46 | CTH470L | Fire Station-Tzaneen        | Operational        | The vehicle needs wiper plate replacement, request has been processed 23 Oct 2023.                               |
| 47 | CTM092L | Disaster Centre             | Non-Operational    | The vehicle needs a battery and tyres/ request processed sent to SCM.  |
| 48 | CTM114L | Disaster Centre             | Non-Operational    | The vehicle needs a battery/ request processed sent to SCM.  |
| 49 | CTY877L | Satellite Office- Giyani    | To be disposed off | To be disposed off   |
| 50 | CWL357L | Fire Station-Ba-Phaborwa    | Operational        | The vehicle needs right reel horse broken, and windscreen replacement,waiting for memo from satellite.           |
| 51 | CWL359L | Fire Station-Maruleng       | Operational        | The vehicle need repairs on high pressure pump, spare wheel needed, waiting for a memo from satellite.           |
| 52 | CWL361L | Fire Station-Modjadjiskloof | Operational        | The vehicle need replacement of windscreen servicing of rescue equipment, still waiting for memo                 |
| 53 | CWL371L | Fire Station-Giyani         | Operational        |  |
| 54 | CWN034L | Greater Giyani Municipality | Operational        |  |
| 55 | CWT156L | Satellite Office-Giyani     | Non-Operational    | The vehicle has need clutch repairs still waiting for memo from the Satellite                                    |
| 56 | CWT163L | Satellite Office-Maruleng   | Operational        |  |
| 57 | CWT173L | Satellite Office-Lukani     | Non-Operational    | The truck needs tyres and full wiring system lights are not working, still waiting for a memo from the satellite |

|    |         |                              |                 |  |
|----|---------|------------------------------|-----------------|--|
| 58 | CWT183L | Satellite Office-Kgapane     | Non-Operational | Two batteries needed, clutch kits needed, spare wheel to be replaced and License disc expired, the request has been processed.   |
| 59 | CWT190L | Satellite Office-Nkowa Nkowa | Non-Operational | The truck needs two front shocks, two tyres and is due for service, the request has processed send to SCM on the 19 September 2023.  |
| 60 | CWY114L | Fire Station-Maruleng        | Non-Operational | The vehicle standing at Disaster, it need mechanic to diagnose   |
| 61 | CXS343L | Satellite Office-Maruleng    | Operational     | The left side mirror need replacement, needs emergency brake adjustment, awaiting memo from satellite.   |
| 62 | CXS351L | Satellite Office-Lulekani    | Operational     | The vehicle needs fuel filter repairs, still waiting for memo from satellite   |
| 63 | CXZ890L | Modjadjiskloof Fire Station  | Non-Operational | The vehicle needs two batteries, brake pads and also has a radiator leakage request processed sent to SCM.   |
| 64 | CXZ901L | Fire Station-Maruleng        | Non-Operational | The vehicle needs batteries, request processed sent to SCM on the 24 Oct 2023  |
| 65 | DBY038L | Giyani Workshop              | Non-Operational | Vehicle does not start, awaiting memo from satellite.  |
| 66 | DJT611L | District Office              | Operational     |  |
| 67 | DMC038N | Fire Station-Tzaneen         | Non-Operational | Old Trailer recommended for disposal.  |
| 68 | DMC039N | Fire Station-Tzaneen         | Non-Operational | Old Trailer recommended for disposal.  |
| 69 | DMR049L | Fire Station-Tzaneen         | Operational     |  |
| 70 | DMR157L | Fire Station-Ba-Phaborwa     | Non-Operational | The vehicle steering wheel needs repairs, Brake pads need replacement, Accelerator paddle need replacement, Hand/Emergency brake need attention, Leakages (Water, oil and diesel), Hydraulic oil level not working, Gear box problems, awaiting memo from satellite. |
| 71 | DMT518L | Fire Station-Giyani          | Operational     |  |

|    |          |                             |                    |   |
|----|----------|-----------------------------|--------------------|---|
| 72 | DMT521L  | Fire Station-Ba-Phaborwa    | Non-Operational    | The vehicle needs wiper blades need to be replaced, siren and emergency lights not working, Gear box and wiring problems, awaiting memo from satellite. |
| 73 | DMT538L  | Fire Station-Giyani         | Non-Operational    | The vehicle need gearbox repairs /request processed sent to SCM   |
| 74 | DMT543L  | Fire Station-Tzaneen        | To be disposed off | To be disposed off.   |
| 75 | DMT550L  | Fire Station-Tzaneen        | Operational        |   |
| 76 | DMT553L  | Fire Station-Tzaneen        | Operational        |   |
| 77 | FGH 518L | Giyani Satellite Office     | Non-Operational    | The radiator is leaking, it also needs replacement of shocks still waiting for memo   |
| 78 | DNR486L  | Fire Station-Tzaneen        | Operational        |   |
| 79 | DNR492L  | Nsami Stores                | Non-Operational    | The vehicle does not start, waiting memo from satellite.  |
| 80 | DNR497L  | Fire Station-Tzaneen        | Operational        |   |
| 81 | DNR797L  | Disaster Centre             | Non-Operational    | The vehicle needs repairs and two batteries, awaiting memo from satellite.  |
| 82 | DRD675L  | Fire Station-Modjadjiskloof | Non-Operational    | The vehicle needs Gearbox and fly wheel need repairs awaiting memo from satellite.  |
| 83 | DSF544L  | Fire Station-Modjadjiskloof | Non-Operational    | The vehicle has an ignition problems and petrol pump requires repairs, awaiting memo from Fire station.   |
| 84 | DTP931L  | Fire Station-Tzaneen        | Non-Operational    | Our mechanic has diagnosed the problem/request processed sent to SCM.   |
| 85 | DVM808L  | Modjadjiskloof Fire Station | Operational        |   |
| 86 | DVM815L  | Tzaneen Fire Station        | Operational        |   |
| 87 | DVM820L  | Modjadjiskloof Fire Station | Operational        |   |
| 88 | DVM829L  | Maruleng Fire Station       | Operational        |   |



|     |         |                              |                    |  |
|-----|---------|------------------------------|--------------------|--|
| 89  | DVM856L | Tzaneen Fire Station         | Operational        |  |
| 90  | DVM869L | Tzaneen Fire Station         | Operational        |  |
| 91  | DVM872L | Maruleng Fire Station        | Non-Operational    | Written off due to accident  |
| 92  | DVM923L | Giyani Fire Station          | Operational        | The need repairs on emergency light and siren, replacement of wiper blades still waiting for memo                    |
| 93  | DVM935L | Phalaborwa Fire Station      | Operational        |  |
| 94  | DVM938L | Phalaborwa Fire Station      | Operational        |  |
| 95  | DYC799L | Executive Mayor S Office     | To be disposed off | To be disposed off   |
| 96  | DZZ267L | Speakers Office              | Operational        |  |
| 97  | FBH809L | Disaster Centre              | Non-Operational    | There's no budget to refurbish the vehicle.  |
| 98  | FCW259L | Satellite Office-Nkowa Nkowa | Non-Operational    | The vehicle needs repairs on prompt shaft the request has been processed.  |
| 99  | FCW264L | Satellite Office-Maruleng    | Operational        |  |
| 100 | FCW268L | Satellite Office-Nkowa Nkowa | Operational        |  |
| 102 | FCW272L | Satellite Office-Lukani      | Non-Operational    | Awaiting the internal mechanic to diagnose the problem.  |
| 103 | FCW292L | Workshop-Giyani              | Non-Operational    | The vehicle was Involved in an accident reported to insurance and the insurance company is investigating the matter. |
| 104 | FCW295L | Satellite Office- Giyani     | Operational        |  |
| 105 | FCW299L | Satellite Office- Giyani     | Operational        |  |
| 106 | FCW305L | Workshop-Giyani              | Non-Operational    | The vehicle has a problem of turbo charge, awaiting memo from satellite.   |
| 107 | FCW308L | Satellite Office-Kgapane     | Non-Operational    | The vehicle needs repairs on speedo meter /request processed sent to SCM, the order has been issued.                 |

|     |         |                              |                 |  |
|-----|---------|------------------------------|-----------------|--|
| 108 | FCW317L | Workshop-Giyani              | Operational     |  |
| 109 | FCW322L | Satellite Office- Giyani     | Operational     |  |
| 110 | FCW328L | Satellite Office- Giyani     | Operational     |  |
| 111 | FCW330L | Satellite Office-Lukani      | Non-Operational | The vehicle needs service and brakes, waiting for a memo from the Satellite.   |
| 112 | FCW337L | Satellite Office-Kgapane     | Operational     |  |
| 113 | FCW343L | Satellite Office-Nkowa Nkowa | Operational     |  |
| 114 | FCW347L | Satellite Office-Nkowa Nkowa | Operational     |  |
| 115 | FCW353L | Satellite Office-Kgapane     | Operational     |  |
| 116 | FCW355L | Satellite Office- Giyani     | Operational     |  |
| 117 | FCW360L | Satellite Office-Kgapane     | Operational     |  |
| 118 | FCW362L | Satellite Office-Kgapane     | Non-Operational | The vehicle needs brake-pads and leaks oil, the request has been processed and sent to SCM, the order has not been procced due to lack budget. |
| 119 | FCW363L | Satellite Office-Nkowa Nkowa | Non-Operational | Involved in accident/written off.  |
| 120 | FDZ819L | Lulekani Satellite Office    | Non-Operational | The clutch needs replacement, the order has been issued for repairs.   |
| 121 | FDZ823L | Giyani Satellite Office      | Non-Operational | The vehicle needs repairs on brakes, request has been processed and sent to SCM, the order has not been procced due to lack budget.            |
| 122 | FDZ824L | Workshop-Giyani              | Operational     |  |
| 123 | FFC519L | Lulekani Satellite Office    | Operational     | The vehicle need brakes, waiting for memo from the Satellite.  |
| 124 | FFC521L | Maruleng Satellite Office    | Operational     |  |

|     |         |                           |                 |   |
|-----|---------|---------------------------|-----------------|---|
| 125 | FFC524L | Giyani Workshop           | Non-Operational | Involved in an Accident.  |
| 126 | FFC528L | Workshop-Giyani           | Operational     |   |
| 127 | FFC531L | Letaba Satellite          | Operational     |   |
| 128 | FFM978L | Letaba Satellite          | Non-Operational | The vehicle needs repairs on fuel gauge and door handle not working /request processed sent to SCM on the 24 <sup>th</sup> August 2023. |
| 129 | FFM979L | Tzaneen Satellite Office  | Non-Operational | The engine of the vehicle is overheating, waiting for memo from the Satellite.  |
| 130 | FFM980L | Satellite Office- Giyani  | Non-Operational | The vehicle has a gearbox problem/request processed sent to SCM.  |
| 131 | FFM981L | Letaba Satellite          | Non-Operational | The vehicle is currently at the service provider workshop for repairs.  |
| 132 | FFM982L | Letaba Satellite          | Operational     |   |
| 133 | FFM984L | Lulekani Satellite Office | Operational     |   |
| 134 | FFM985L | Maruleng Satellite Office | Operational     | The vehicle needs roadworthy test.  |
| 135 | FFS646L | Lulekani Satellite Office | Operational     |   |
| 136 | FFS653L | Letaba Satellite Office   | Non-Operational | The vehicle needs six tyre replacement and two batteries, waiting memo from the Satellite.  |
| 137 | FFS658L | Maruleng Satellite Office | Operational     |   |
| 138 | FFS665L | Tzaneen Satellite Office  | Operational     | The truck is due for service and requires six tyres, the request has been processed the order has not been procced due to lack budget.  |
| 139 | FFS670L | Giyani Satellite Office   | Non-Operational | The vehicle needs engine repairs, awaiting memo from satellite.   |
| 140 | FFS672L | Satellite Office- Giyani  | Non-Operational | The vehicle needs repair on the gear-box and replacement of shocks, awaiting memo from satellite.                                       |
| 141 | FFS673L | Tzaneen Satellite Office  | Operational     |   |

|     |                               |                              |                 |   |
|-----|-------------------------------|------------------------------|-----------------|---|
| 142 | FFM677L                       | Tzaneen Satellite Office     | Non-Operational | The vehicle needs engine repairs, request processed sent to SCM request processed sent to SCM, the order has been issued to repair the vehicle.         |
| 143 | FFM678L                       | Tzaneen Satellite Office     | Non-Operational | The vehicle needs to be diagnosed by the internal mechanic.   |
| 144 | FGH513L                       | Lulekani Satellite Office    | Non-Operational | The vehicle needs front shocks, rear brakes and full service, request has been submitted to SCM.  |
| 145 | FGH 517L                      | Letaba Satellite             | Non-Operational | The vehicle needs brakes replacement, oil leakages, the memo has been received from the satellite, the order has not been processed due to lack budget. |
| 146 | FGH515L                       | Satellite Office- Giyani     | Operational     |   |
| 147 | FGH521L                       | Maruleng Satellite Office    | Operational     |   |
| 148 | FGH522L                       | Tzaneen Satellite Office     | Operational     |   |
| 149 | FLF330L/F HX724N old no plate | Greater Tzaneen Municipality | Non-Operational | The vehicle needs a battery, service and gear box repair, roadworthy test, awaiting memo from satellite.  |
| 150 | FMZ796L                       | Satellite Office- Giyani     | Operational     |   |
| 151 | FMZ809L                       | Satellite Office- Giyani     | Operational     | The vehicle needs two front tyres replacement, awaiting memo from satellite.  |
| 152 | FMZ821L                       | Satellite Office- Giyani     | Operational     |   |
| 153 | FPW715L                       | Satellite Office- Giyani     | Operational     |   |
| 154 | FPW716L                       | Satellite Office- Giyani     | Operational     |   |
| 155 | FPW717L                       | Satellite Office- Giyani     | Operational     |   |
| 156 | FSL948L                       | Tzaneen Fire Station         | Operational     | The vehicle was due for service, request has been processed and sent to SCM, the order has been issued.   |

|     |          |                            |                        |   |
|-----|----------|----------------------------|------------------------|---|
| 157 | FSL949L  | Ba-Phalaborwa Fire Station | Operational            | .   |
| 158 | FSL950L  | Giyani Fire Station        | Operational            |   |
| 159 | FVJ470L  | Maruleng Satellite Office  | Operational new Grader |   |
| 160 | FVS 047L | Phalaborwa Fire Station    | Operational            |   |
| 161 | CWT186L  | Satellite Office- Giyani   | Operational            |   |
| 162 | CCR896L  | Satellite Office- Giyani   | Operational            |   |
| 163 | CHT452L  | Phalaborwa Fire Station    | Operational            |   |
| 164 | CZV236L  | Letaba Satellite Office    | Non-Operational        | The vehicle needs hand brake adjustment, clutch, two batteries, shocks, the memo has been received and the request has been processed, the order has not been procced due to lack budget. |
| 165 | DVM892L  | Maruleng Fire Station      | Operational            |   |
| 166 | FDZ817L  | Letaba Satellite Office    | Operational            |   |
| 167 | FFC532L  | Giyani Satellite Office    | Non-Operational        | The vehicle has a booster clutch problem, a replacement of ten tyres and two batteries.   |
| 168 | FFM975L  | Giyani Satellite Office    | Non-Operational        | The vehicle needs batteries, awaiting memo from satellite.  |
| 169 | FSL949   | Giyani Fire Station        | Operational            |   |
| 170 | FFC533L  | Satellite Office- Giyani   | Non-Operational        | The vehicle needs repairs of brakes booster, clutch, PTO hydraulic leaking (pumping water from from the tank, still waiting for memo from satellite.                                      |
| 171 | FFC534L  | Satellite Office- Giyani   | Operational            |   |
| 172 | DMR157L  | Phalaborwa Fire Station    | Operational            |   |

|     |                               |                             |                    |  |
|-----|-------------------------------|-----------------------------|--------------------|--|
| 173 | FFM976L                       | Letaba Satellite Office     | Operational        | The vehicle needs batteries replacement, awaiting memo from Satellite. |
| 174 | FGH526L                       | Giyani Satellite Office     | Non-Operational    | The vehicle needs batteries replacement, awaiting memo from satellite. |
| 175 | DKN020N                       | Modjadjiskloof Fire Station | To be disposed off | To be disposed off.  |
| 176 | DNH797L/<br>FLZ502N<br>old no | Disaster Centre             | Non-Operational    | The vehicle has an engine problem, awaiting memo from satellite.       |
| 177 | CFH008L                       | Tzaneen Fire Station        | Non-Operational    | Written off due to accident  |
| 178 | FZS852L                       | Main Office Mopani          | Operational        |  |

#### 7. FNB Fuel Expenditure Report December 2023

| Cost Name        | Reg Num | Make   | Fuel | Opening Odo | Closing Odo | Span | Litres  | Grand Total |
|------------------|---------|--------|------|-------------|-------------|------|---------|-------------|
| MARULENG         | BFL595L | NISSAN | P    | 0           | 192644      | 2376 | 78.25   | R 1 945,10  |
| TZANEEN SATELITE | BFL630L | NISSAN | P    | 305740      | 306549      | 809  | 129.11  | R 3 118,77  |
| TZANEEN SATELITE | BFL640L | NISSAN | P    | 115069      | 115629      | 560  | 103.79  | R 2 480,59  |
| TZANEEN SATELITE | BKH751L | NISSAN | D    | 26722       | 26956       | 234  | 117.72  | R 2 933,58  |
| TZANEEN SATELITE | BTL511L | TOYOTA | P    | 183505      | 184052      | 547  | 107.41  | R 2 568,30  |
| GIYANI           | CFG993L | NISSAN | P    | 304246      | 304757      | 511  | 35.34   | R 844,65    |
| GIYANI           | CFH143L | TOYOTA | P    | 463923      | 467594      | 3671 | 318.75  | R 8 369,60  |
| TZANEEN SATELITE | CTH438L | TOYOTA | P    | 146833      | 147044      | 211  | 44.20   | R 1 087,07  |
| GIYANI           | CTH452L | TOYOTA | P    | 105094      | 105236      | 142  | 43.22   | R 1 061,05  |
| GIYANI           | CWL357L | TOYOTA | P    | 102890      | 103319      | 429  | 76.67   | R 1 993,13  |
| MARULENG         | CWL359L | TOYOTA | P    | 84260       | 84871       | 611  | 133.79  | R 3 501,50  |
| TZANEEN SATELITE | CWL361L | TOYOTA | P    | 68877       | 69312       | 435  | 127.75  | R 3 133,18  |
| GIYANI           | CWL371L | TOYOTA | P    | 49824       | 50458       | 634  | 145.08  | R 3 890,65  |
| MARULENG         | CWT163L | NISSAN | D    | 464678      | 465072      | 394  | 1253.74 | R 31 722,53 |
| MARULENG         | CXS343L | NISSAN | D    | 375908      | 381583      | 5675 | 1449.41 | R 37 855,86 |
| TZANEEN SATELITE | CXS351L | NISSAN | D    | 273228      | 277450      | 4222 | 1485.03 | R 37 904,20 |
| TZANEEN SATELITE | CXS359L | NISSAN | D    | 224327      | 227302      | 2975 | 962.26  | R 24 590,80 |

|                  |         |        |   |        |        |      |         |             |
|------------------|---------|--------|---|--------|--------|------|---------|-------------|
| TZANEEN SATELITE | CXZ890L | TATA   | D | 18939  | 19023  | 84   | 26.81   | R 655,35    |
| GIYANI           | DJT611L | TOYOTA | D | 183652 | 188317 | 4665 | 514.08  | R 13 696,78 |
| TAZNEEN          | DVM815L | NISSAN | P | 56176  | 57541  | 1365 | 192.56  | R 4 843,20  |
| MARULENG         | DVM829L | NISSAN | P | 125016 | 126430 | 1414 | 125.10  | R 3 016,80  |
| TZANEEN SATELITE | DVM856L | NISSAN | D | 50417  | 50800  | 383  | 39.21   | R 988,09    |
| TZANEEN SATELITE | DVM869L | NISSAN | P | 59801  | 61316  | 1515 | 139.61  | R 3 364,90  |
| MARULENG         | DVM892L | NISSAN | P | 74339  | 74836  | 497  | 67.50   | R 1 781,85  |
| GIYANI           | DVM923L | NISSAN | P | 60210  | 60668  | 458  | 49.93   | R 1 225,90  |
| TZANEEN SATELITE | DVM935L | NISSAN | P | 50041  | 50644  | 603  | 80.88   | R 2 020,55  |
| TZANEEN SATELITE | DVM938L | NISSAN | P | 75606  | 76140  | 534  | 42.52   | R 1 043,87  |
| MARULENG         | FCW264L | NISSAN | D | 251384 | 260958 | 9574 | 1088.82 | R 27 272,18 |
| GIYANI           | FCW268L | NISSAN | P | 155968 | 161037 | 5069 | 624.89  | R 15 628,55 |
| TZANEEN SATELITE | FCW272L | NISSAN | P | 131844 | 134610 | 2766 | 326.86  | R 8 379,23  |
| GIYANI           | FCW295L | ISUZU  | D | 200145 | 204759 | 4614 | 458.67  | R 12 049,03 |
| GIYANI           | FCW299L | ISUZU  | D | 197579 | 200859 | 3280 | 287.02  | R 7 736,85  |
| GIYANI           | FCW322L | ISUZU  | D | 150716 | 157104 | 6388 | 547.54  | R 14 992,70 |
| GIYANI           | FCW328L | ISUZU  | D | 157473 | 159062 | 1589 | 118.71  | R 3 132,75  |
| LETABA           | FCW337L | ISUZU  | D | 131191 | 134678 | 3487 | 323.13  | R 8 348,45  |
| TZANEEN SATELITE | FCW343L | ISUZU  | D | 248954 | 253775 | 4821 | 469.18  | R 11 891,08 |
| TZANEEN SATELITE | FCW347L | ISUZU  | D | 212050 | 217887 | 5837 | 586.82  | R 14 894,35 |
| LETABA           | FCW353L | ISUZU  | D | 176809 | 179636 | 2827 | 216.35  | R 5 654,10  |
| GIYANI           | FCW355L | ISUZU  | D | 157573 | 162594 | 5021 | 411.47  | R 11 227,40 |
| LETABA           | FDZ817L | FUSO   | D | 93622  | 98523  | 4901 | 1000.01 | R 25 222,30 |
| GIYANI           | FDZ823L | FUSO   | D | 98420  | 98812  | 392  | 915.92  | R 22 534,10 |
| TZANEEN SATELITE | FFC519L | FUSO   | D | 88793  | 91883  | 3090 | 484.20  | R 12 383,34 |
| MARULENG         | FFC521L | FUSO   | D | 172988 | 175224 | 2236 | 923.30  | R 23 896,90 |
| LETABA           | FFC531L | FUSO   | D | 123573 | 127725 | 4152 | 667.29  | R 16 939,55 |
| GIYANI           | FFC533L | FUSO   | D | 49850  | 50256  | 406  | 204     | R 5 338,68  |
| LETABA           | FFM976L | FUSO   | D | 89617  | 93926  | 4309 | 1683.62 | R 43 621,60 |
| TZANEEN SATELITE | FFM979L | FUSO   | D | 91082  | 92701  | 1619 | 268.09  | R 7 959,45  |
| LETABA           | FFM982L | FUSO   | D | 43055  | 45031  | 1976 | 606.37  | R 15 468,00 |
| TZANEEN SATELITE | FFM984L | FUSO   | D | 84407  | 85826  | 1419 | 273.33  | R 7 001,70  |
| MARULENG         | FFM985L | FUSO   | D | 167061 | 171830 | 4769 | 745.60  | R 19 243,25 |
| TZANEEN SATELITE | FFS646L | FUSO   | D | 49854  | 52003  | 2149 | 374.39  | R 9 178,56  |
| LETABA           | FFS653L | FUSO   | D | 68002  | 69842  | 1840 | 537.24  | R 13 968,25 |
| TZANEEN SATELITE | FFS665L | FUSO   | D | 99279  | 100249 | 970  | 178.44  | R 4 538,45  |

|                  |         |         |   |        |        |      |         |                    |
|------------------|---------|---------|---|--------|--------|------|---------|--------------------|
| TZANEEN SATELITE | FFS673L | FUSO    | D | 136296 | 139232 | 2936 | 1304.34 | R 33 385,47        |
| MARULENG         | FGH521L | FUSO    | D | 88852  | 91151  | 2299 | 433.96  | R 10 877,00        |
| GIYANI           | FGH522L | FUSO    | D | 106336 | 109791 | 3455 | 702.17  | R 17 545,10        |
| TZANEEN SATELITE | FMZ796L | NISSAN  | D | 63114  | 66313  | 3199 | 2680    | R 69 961,51        |
| TZANEEN SATELITE | FMZ821L | NISSAN  | D | 58923  | 60757  | 1834 | 847.71  | R 22 892,73        |
| LETABA           | FSL948L | NISSAN  | D | 9899   | 10419  | 520  | 190.02  | R 4 777,66         |
| LETABA           | FSL949L | NISSAN  | D | 2547   | 2769   | 222  | 65.20   | R 1 768,88         |
| LETABA           | FSL950L | NISSAN  | D | 5270   | 5413   | 143  | 128.85  | R 3 504,85         |
| GIYANI           | FVB047L | LIUGONG | D | 5794   | 6408   | 614  | 850.29  | R 21 760,36        |
| TZANEEN SATELITE | FVJ470L | LIUGONG | D | 673    | 714    | 41   | 649.65  | R 15 944,45        |
| TZANEEN SATELITE | FZS852L | TOYOTA  | D | 29256  | 31906  | 2650 | 318.47  | R 8 027,70         |
|                  |         |         |   |        |        |      |         | <b>R780 584,36</b> |

#### 8. Fuel Expenditure on Boreholes:

##### Masingita Borehole Report Dec -23

| DATE       | RECEIPT NO. | BOREHOLE NO. | LOCATION           | PRODUCT TYPE | LITRES | UNIT PRICE | TOTAL AMOUNT            |
|------------|-------------|--------------|--------------------|--------------|--------|------------|-------------------------|
| 2023/12/04 | 63003       | NKUR-001     | NKURI-ZAMANI       | PETROL/OIL   | 215    | R26,28     | R5 649,60               |
| 2023/12/05 | 63004       | H14-0083     | JIMU NGHALALUME    | DIESEL/OIL   | 215    | R29,58     | R6 360,40               |
| 2023/12/05 | 63005       | MYANG-001    | MYANGANI(MAPAYENI) | DIESEL/OIL   | 215    | R29,58     | R6 360,40               |
| 2023/12/12 | 63006       | JPD6000-L8EB | WATER PUMP         | DIESEL/OIL   | 12,16  | R24,76     | R456,80                 |
| 2023/12/18 | 63007       | H14-1011     | NKOMO 22B          | PETROL/OIL   | 215    | R25,64     | R5 513,10               |
| 2023/12/19 | 63008       | CONTAINERS   | GIYANI FIRE        | PETROL       | 50     | R24,11     | R1 205,50               |
| 2023/12/19 | 63009       | 112534       | GIYANI WATER WORKS | PETROL       | 25     | R24,11     | R602,75                 |
| 2023/12/20 | 63010       | LOL-001      | LOLOKA             | PETROL/OIL   | 215    | R25,64     | R5 513,10               |
| 2023/12/20 | 63011       | SIKH-002     | SKHUNYANI          | PETROLOIL    | 215    | R25,64     | R5 513,10               |
| 2023/12/20 | 63012       | H14-0083     | LOLOKA             | DIESEL/OIL   | 215    | R27,78     | R5 971,90               |
| 2023/12/20 | 63013       | H14-0210     | MBEDLE             | DIESEL/OIL   | 215    | R27,78     | R5 971,90               |
| 2023/12/20 | 63014       | NONHLAN-001  | NHLANEKI           | PETROL/OIL   | 215    | R25,64     | R5 513,10               |
| 2023/12/20 | 63015       | NTSHUXI-001  | NTSHUXI            | PETROL/OIL   | 215    | R25,64     | R5 513,10               |
| 2023/12/20 | 63016       | H14-0588     | NHLANEKI           | DIESEL/OIL   | 215    | R27,78     | R5 971,90               |
| 2023/12/21 | 63017       | JDP186F230   | DZUMERI            | DIESEL/OIL   | 215    | R27,78     | R5 971,90               |
|            |             |              |                    |              |        |            | <b>TOTAL R72 088,55</b> |



### Rhineland Borehole Report Dec -23

| DATE       | RECEIPT NO. | BOREHOLE NO. | LOCATION                     | PRODUCT TYPE         | LITRES | UNIT PRICE | TOTAL AMOUNT |
|------------|-------------|--------------|------------------------------|----------------------|--------|------------|--------------|
| 2023/12/02 | 44981       | LLMN-001     | LETABA<br>SATELLITE OFFICE   | PETROL               | 210    | R27,05     | R5 680,50    |
| 2023/12/04 | 44981       | SKGP-CVD-003 | LETABA<br>SATELLITE OFFICE   | DIESEL               | 210    | R28,92     | R6 073,20    |
| 2023/12/04 | 44981       | SKGP-CVD-003 | LETABA<br>SATELLITE OFFICE   | GLOBAL<br>SAE 30 OIL | 5      | R90,00     | R450,00      |
| 2023/12/05 | 44983       | SNR18491275  | TZANEEN<br>SATELLITE OFFICE  | ULP 95<br>PETROL     | 50     | R27,05     | R1 352,50    |
| 2023/12/08 | 44984       | H08-1408     | TZANEEN<br>SATELLITE OFFICE  | DIESEL               | 210    | R28,38     | R5 959,80    |
| 2023/12/08 | 44985       | H08-1627     | MARULENG<br>SATELLITE OFFICE | DIESEL 50            | 200    | R27,22     | R5 444,00    |
| 2023/12/08 | 44985       | H08-1627     | MARULENG<br>SATELLITE OFFICE | GLOBAL<br>SAE 30 OIL | 5      | R90,00     | R450,00      |
| 2023/12/08 | 44987       | H08-0855     | MARULENG<br>SATELLITE OFFICE | DIESEL 50            | 200    | R27,22     | R5 444,00    |
| 2023/12/08 | 44987       | H08-0855     | MARULENG<br>SATELLITE OFFICE | GLOBAL<br>SAE 30 OIL | 5      | R90,00     | R450,00      |
| 2023/12/09 | 44988       | H07-1311     | TZANEEN<br>SATELLITE OFFICE  | DIESEL 50            | 210    | R28,38     | R5 959,80    |
| 2023/12/09 | 44986       | H07-8481     | TZANEEN<br>SATELLITE OFFICE  | DIESEL 50            | 210    | R28,38     | R5 959,80    |
| 2023/12/11 | 44989       | 21081639     | TZANEEN<br>SATELLITE OFFICE  | ULP 95<br>PETROL     | 125    | R26,40     | R3 300,00    |
| 2023/12/11 | 44990       | H08-0896     | MARULENG<br>SATELLITE OFFICE | DIESEL 50            | 100    | R27,22     | R2 722,00    |
| 2023/12/11 | 44990       | H08-0896     | MARULENG<br>SATELLITE OFFICE | GLOBAL<br>SAE 30 OIL | 5      | R90,00     | R450,00      |
| 2023/12/13 | 44991       | H07-2340     | LETABA<br>SATELLITE OFFICE   | DIESEL               | 210    | R27,50     | R5 775,00    |
| 2023/12/14 | 44992       | H10-0084     | LETABA<br>SATELLITE OFFICE   | DIESEL 50            | 210    | R27,50     | R5 775,00    |
| 2023/12/14 | 44992       | MKM-21-002   | LETABA<br>SATELLITE OFFICE   | GLOBAL<br>SAE 30 OIL | 5      | R90,00     | R450,00      |
| 2023/12/14 | 44992       | H10-0636     | LETABA<br>SATELLITE OFFICE   | ULP 95<br>PETROL     | 210    | R26,40     | R5 544,00    |

|            |       |                         |                              |                      |      |        |            |
|------------|-------|-------------------------|------------------------------|----------------------|------|--------|------------|
| 2023/12/14 | 44992 | H10-0636                | LETABA<br>SATELLITE OFFICE   | GLOBAL<br>SAE 30 OIL | 5    | R90,00 | R450,00    |
| 2023/12/14 | 44992 | H10-0636                | LETABA<br>SATELLITE OFFICE   | GLOBAL<br>SAE 30 OIL | 5    | R90,00 | R450,00    |
| 2023/12/18 | 44993 | CONTAINER               | TZANEEN<br>SATELLITE OFFICE  | DIESEL 50            | 1375 | R28,38 | R39 022,50 |
| 2023/12/19 | 44994 | H10-0878                | LETABA<br>SATELLITE OFFICE   | DIESEL 50            | 210  | R27,50 | R5 775,00  |
| 2023/12/19 | 44994 | H10-0878                | LETABA<br>SATELLITE OFFICE   | GLOBAL<br>SAE 30 OIL | 5    | R90,00 | R450,00    |
| 2023/12/20 | 44995 | H07-0300                | TZANEEN<br>SATELLITE OFFICE  | DIESEL 50            | 210  | R28,38 | R5 959,80  |
| 2023/12/20 | 44996 | H07-0315                | TZANEEN<br>SATELLITE OFFICE  | DIESEL 50            | 210  | R28,38 | R5 959,80  |
| 2023/12/20 | 44997 | H08-0817                | MARULENG<br>SATELLITE OFFICE | DIESEL 50            | 100  | R27,22 | R2 722,00  |
| 2023/12/20 | 44997 | H08-0817                | MARULENG<br>SATELLITE OFFICE | GLOBAL<br>SAE 30 OIL | 5    | R90,00 | R450,00    |
| 2023/12/20 | 44998 | H08-2227                | MARULENG<br>SATELLITE OFFICE | ULP 95<br>PETROL     | 210  | R26,40 | R5 544,00  |
| 2023/12/20 | 44998 | H08-2227                | MARULENG<br>SATELLITE OFFICE | GLOBAL<br>SAE 30 OIL | 5    | R90,00 | R450,00    |
| 2023/12/21 | 44999 | H08-8869                | MARULENG<br>SATELLITE OFFICE | DIESEL 50            | 100  | R27,22 | R2 722,00  |
| 2023/12/21 | 44999 | H08-8869                | MARULENG<br>SATELLITE OFFICE | GLOBAL<br>SAE 30 OIL | 5    | R90,00 | R450,00    |
| 2023/12/22 | 45000 | MOHLA-001               | TZANEEN<br>SATELLITE OFFICE  | ULP 95<br>PETROL     | 100  | R26,40 | R2 640,00  |
| 2023/12/22 | 45001 | TSHIDI-<br>001/SERA-001 | TZANEEN<br>SATELLITE OFFICE  | ULP 95<br>PETROL     | 100  | R26,40 | R2 640,00  |
| 2023/12/22 | 45002 | MOL-002                 | MARULENG<br>SATELLITE OFFICE | DIESEL 50            | 200  | R27,22 | R5 444,00  |
| 2023/12/22 | 45002 | MOL-002                 | MARULENG<br>SATELLITE OFFICE | GLOBAL<br>SAE 30 OIL | 5    | R90,00 | R450,00    |
| 2023/12/22 | 45003 | MOL-2100                | MARULENG<br>SATELLITE OFFICE | ULP 95<br>PETROL     | 10   | R26,40 | R264,00    |
| 2023/12/22 | 45003 | MOL-2100                | MARULENG<br>SATELLITE OFFICE | GLOBAL<br>SAE 30 OIL | 5    | R90,00 | R450,00    |
| 2023/12/25 | 45004 | H07-1622                | TZANEEN<br>SATELLITE OFFICE  | DIESEL 50            | 210  | R28,38 | R5 959,80  |
| 2023/12/25 | 45005 | MAVE-<br>001/MAV-002    | TZANEEN<br>SATELLITE OFFICE  | DIESEL 50            | 210  | R28,38 | R5 959,80  |
| 2023/12/25 | 45006 | H07-0488                | TZANEEN<br>SATELLITE OFFICE  | DIESEL 50            | 210  | R28,38 | R5 959,80  |
| 2023/12/25 | 45008 | H07-1788                | TZANEEN<br>SATELLITE OFFICE  | DIESEL 50            | 210  | R28,38 | R5 959,80  |
| 2023/12/28 | 45009 | H13-<br>0211/08776      | TZANEEN<br>SATELLITE OFFICE  | DIESEL 50            | 210  | R28,38 | R5 959,80  |
| 2023/12/28 | 45009 | H13-<br>0211/08776      | TZANEEN<br>SATELLITE OFFICE  | DIESEL 50            | 100  | R28,38 | R2 838,00  |

|              |       |                     |                              |                  |     |        |                    |
|--------------|-------|---------------------|------------------------------|------------------|-----|--------|--------------------|
| 2023/12/28   | 45010 | RUN-003             | TZANEEN<br>SATELLITE OFFICE  | ULP 95<br>PETROL | 100 | R26,40 | R2 640,00          |
| 2023/12/28   | 45011 | MOL-2100            | MARULENG<br>SATELLITE OFFICE | ULP 95<br>PETROL | 190 | R26,40 | R5 016,00          |
| 2023/12/29   | 45012 | CONTAINER -<br>9878 | TZANEEN<br>SATELLITE OFFICE  | DIESEL 50        | 50  | R28,38 | R1 419,00          |
| 2023/12/30   | 45013 | H08-2116B           | MARULENG<br>SATELLITE OFFICE | DIESEL 50        | 210 | R28,38 | R5 959,80          |
| <b>TOTAL</b> |       |                     |                              |                  |     |        | <b>R197 204,50</b> |

### 9. Licensing Expenditure Report.

| RENEWAL OF MOTOR VEHICLE LICENCES NOVEMBER 2023 |      |                        |           |                    |                    |
|---|------|------------------------|-----------|--------------------|--------------------|
| A. DIRECTORATE                                  | VOTE | MAKE /MODEL            | REG NO.   | TOTAL              | AMOUNT             |
| <b>1. WATER SERVICES</b>                        | 078  | MITSUBISHI FUSO CANTER | FFC 519 L | LICENCE FEES       | R 2 952,00         |
|   | 078  | TOYOTA HILUX           | DJT 611 L | LICENCE FEES       | R 816,00           |
|   | 078  | FUSO FJ TRUCK          | FFM 978 L | LICENCE FEES       | R12 420,00         |
|   | 078  | MITSUBISHI FUSO CANTER | FFM 984 L | LICENCE FEES       | R 2 460,00         |
|   | 078  | NISSAN UD 70           | CWT 190L  | LICENCE FEES       | R 7 770,00         |
|   | 078  | MITSUBISHI FUSO CANTER | FFS 653 L | LICENCE FEES       | R 2 460,00         |
|   | 078  | MITSUBISHI FUSO CANTER | FFM 981 L | LICENCE FEES       | R 2 460,00         |
|   | 078  | MITSUBISHI FUSO CANTER | FFM 985 L | LICENCE FEES       | R 2 952,00         |
|   | 078  | MITSUBISHI FUSO CANTER | FFC 531 L | LICENCE FEES       | R 2 952,00         |
|   |      |                        |           | <b>TOTAL</b>       | <b>R 37 242,00</b> |
| <b>2. COMMUNITY SERVICES</b>                    | 075  | ISUZU KB               | DNR 492 L | LICENCE FEES       | R 600,00           |
|   | 075  | NISSAN NP300           | DVM 935 L | LICENCE FEES       | R 678,00           |
|   | 075  | NISSAN NP300           | DVM 892 L | LICENCE FEES       | R 678,00           |
|   | 075  | NISSAN NP200           | DVM 829 L | LICENCE FEES       | R 474,00           |
|   | 075  | NISSAN NP300           | DVM 856 L | LICENCE FEES       | R 678,00           |
|   | 075  | NISSAN NP200           | DVM 869 L | LICENCE FEES       | R 474,00           |
|   | 075  |                        |           | <b>TOTAL</b>       | <b>R 3 582,00</b>  |
|   |      |                        |           | <b>GRAND TOTAL</b> | <b>R 40 824,00</b> |

## 10. SUPPLY CHAIN MANAGEMENT

### a. Demand Management

#### **Major achievements for December 2023**

| <b>Demand Management: Supply Chain Management process</b>        | <b>November 2023</b> |
|--|----------------------|
| <b>Description</b>   | <b>No</b>            |
| Bids considered / approved by BSC (SCM reg. 27)                  | 0                    |
| Bids approve by MM for advertisement from BSC                    | 0                    |
| New bids advertised on MDM website/notice board                  | 0                    |
| Bids closed / opening register place on MDM website/notice board | 0                    |

| <b>Acquisition Management: Supply Chain Management process</b>   | <b>November 2023</b> |
|--|----------------------|
| <b>Description</b>   | <b>No</b>            |
| Total orders below R100 000 for December 2023                    | 21                   |
| Total orders above R100 000 for December 2023                    | 08                   |
| Total deviation orders processed for December 2023               | 0                    |
| Bid awarded / approved / appointed by MM (No. Service Providers) | 0                    |
| SCM Reg. 32 Bid approved / appointed by MM                       | 0                    |
| SCM Reg. 36 Bid approved / appointed by MM                       | 0                    |
| Bids Awards place on Notice/website                              | 0                    |
| Bids Awards reported to Treasury                                 | 0                    |
| Bids reported to External e.g. CIDB                              | 0                    |
| Irregular Expenditure for December 2023                          | 0                    |

| Orders per supplier below AND Above R100 000 for December 2023 |                                |                      |            |        |   |        |
|--|--------------------------------|----------------------|------------|--------|---|--------|
| Dates  |                                | Description          |            |        |   | Number |
| December 2023  |                                | Order below R100 000 |            |        |   | 21     |
| No   | Creditor Name                  | Order No.            | Order Date | Value  | Specifications  |        |
| 1  | INDLELA CONSULTANTS PTY LTD    | 2921                 | 2023/12/14 | 765,26 | SUPPLY AND DELIVERY OF REAGENTS FOR GIYANI LABORATORY COLILERT 18* 1 BOX (200 PER BOX) QUANTI-TRAY/2000 * 2 BOX (100 PER BOX)               |        |
| 2  | WHODOO MEDIA AND ADVERTISING   | 2900                 | 2023/12/08 | 681,29 | ADVERTISEMENT OF VACANCIES ON CITY PRESS  |        |
| 3  | SSEUS ENTERPRISE               | 2904                 | 2023/12/11 | 989,70 | SUPPLY AND DELIVERY OF BOXES OD A4 WHITE PAPERS   |        |
| 4  | BATLOKWA TRAVEL(PTY)LTD        | 2889                 | 2023/12/05 | 257,68 | ACCOMMODATION DBB FOR MOKGOLA TM AND KGABI NT IN GAUTENG AT EDENVALE. 3 DEC CHECK OUT 9 DEC 2023  |        |
| 5  | FIRSTHAND PROJECTS PTY LTD     | 2908                 | 2023/12/11 | 542,50 | Major service for DVM 892 L   |        |
| 6  | BATLOKWA TRAVEL(PTY)LTD        | 2906                 | 2023/12/11 | 487,73 | ACCOMMODATION DBB; FLIGHT AND SHUTTLE FOR NGOBENI O ATTENDING SALGA CO FORUM IN DURBAN  |        |
| 7  | ALGAMATED LEBONE TRAVEL SERVIC | 2909                 | 2023/12/12 | 225,60 | ACCOMMODATION DBB FOR MAGEZA R;CHAUKE DD & MUKHABELA M ATTENDING MPAC PLANNING SESSION AT THE RENCH   |        |
| 8  | BATLOKWA TRAVEL(PTY)LTD        | 2887                 | 2023/12/05 | 386,84 | ACCOMMODATION DBB FOR 2 LED OFFICIALS ATTENDING EPWP MONIORING AND REP QUARTELY MEETING IN TUBATSE LOCAL MUNICIPALITY. CHECK IN 3 DEC CHECK |        |
| 9  | BATLOKWA TRAVEL(PTY)LTD        | 2905                 | 2023/12/11 | 540,13 | ACCOMMODATION DBB FOR MAUNATLALA S ATTENDING EPWP JOINT MEETING IN BUR  |        |
| 10   | BATLOKWA TRAVEL(PTY)LTD        | 2914                 | 2023/12/12 | 503,92 | ACCOMMODATION DBB FOR MAMPURU PK ATTENDING AUDIT COMMITTEE MEETING IN   |        |

|    |                                   |      |            |             |   |
|----|-----------------------------------|------|------------|-------------|---|
| 11 | BATLOKWA<br>TRAVEL(PTY)LTD        | 2912 | 2023/12/12 | 5<br>431,50 | ACCOMMODATION DBB FOR MOKGALAKA S<br>ATTENDING STRATEGIC PLANNING FOR PHA                                       |
| 12 | SIGHCANCY TRADING<br>ENTERPRISE   | 2902 | 2023/12/11 | 5<br>000,00 | SUPPLY AND DELIVERY OF MOBILE VIP TOILET<br>DURING WATER SHORTAGE AT THE  |
| 13 | REAKGONA TRAVEL<br>SERVICES AND P | 2893 | 2023/12/06 | 4<br>222,80 | ACCOMMODATION DBB FOR NGOBENI SN<br>ATTENDING GRADUATION IN JOBURG 7-9 NO                                       |
| 14 | REAKGONA TRAVEL<br>SERVICES AND P | 2892 | 2023/12/06 | 4<br>222,80 | ACCOMMODATION DBB FOR SEKGOKA M<br>ATTENDING STRATEGIC PLANNING SESSION A                                       |
| 15 | REAKGONA TRAVEL<br>SERVICES AND P | 2913 | 2023/12/12 | 4<br>222,80 | ACCOMMODATION DBB FOR MASEDI KS<br>ATTENDING IPTN MEETING IN PRETORIA   |
| 16 | BATLOKWA<br>TRAVEL(PTY)LTD        | 2917 | 2023/12/12 | 4<br>176,22 | ACCOMMODATION DBB FOR LATHANE MP<br>ATTENDING HRPWG MEETING IN GROBLERSDA                                       |
| 17 | BATLOKWA<br>TRAVEL(PTY)LTD        | 2888 | 2023/12/05 | 3<br>693,42 | ACCOMMODATION DBB FOR MAUNATLALA S<br>ATTENDING EPWP QUARTELY MEETING AT CHECK<br>IN 3 DEC CHECK OUT 5 DEC 2023 |
| 18 | REAKGONA TRAVEL<br>SERVICES AND P | 2911 | 2023/12/12 | 2<br>111,40 | ACCOMMODATION DBB FOR MAKHANANISA J<br>ATTENDING MAPUNGUBYE ARTS FESTIVAL<br>POLOKWANE                          |
| 19 | BATLOKWA<br>TRAVEL(PTY)LTD        | 2916 | 2023/12/12 | 2<br>088,11 | ACCOMMODATION DBB FOR MAPONYA P<br>ATTENDING GROBLERSDAL  |
| 20 | SASY TRADING<br>ENTERPRISE        | 2891 | 2023/12/06 | 2<br>000,00 | SUPPLY AND DELIVERY OF BOTTLED WATER 500ML<br>DURING COUNCIL SITTING  |
| 21 | Theledi beverages                 | 2910 | 2023/12/12 | 2<br>000,00 | SUPPLY AND DELIVERY OF BOTTLED WATER 500ML<br>DURING DISTRICT IGF AT DISA                                       |

| Dates         |                                | Description          |            |                 | Number   |
|---------------|--------------------------------|----------------------|------------|-----------------|--|
| December 2023 |                                | Order above R100 000 |            |                 | 08   |
| No            | Creditor Name                  | Order No.            | Order Date | Value           | Specifications   |
| 1             | NKUMANI MULTI PROJECTS         | 2925                 | 2023/12/14 | 2 148<br>500,00 | REFURBISHMENT OF MAIN WASTE WATER PUMP   |
| 2             | INDLELA CONSULTANTS PTY LTD    | 2922                 | 2023/12/14 | 1 106<br>524,25 | SUPPLY AND DELIVERY OF CHEMICALS FOR TZANEEN DAM; GEORGES VALLEY; LETS AND TZANEEN WASTE |
| 3             | BOITSHEPO CONSORTIUM (PTY) LTD | 2897                 | 2023/12/07 | 834<br>325,00   | HIRING OF TLB FOR MARULENG AND TZANEEN   |
| 4             | TZANEEN AFRI INVESTMENT PTY LT | 2896                 | 2023/12/07 | 468<br>666,91   | SUPPLY AND DLEIVERY OF SPARES FOR SEWER MATERIAL AT DRAKENSIG                            |
| 5             | MASINTSHA CONSTRUCTION         | 2926                 | 2023/12/18 | 418<br>040,51   | DRILLING AND EQUIPPING OF A NEW BOREHOLE AT GREATER LETABA                               |
| 6             | INDLELA CONSULTANTS PTY LTD    | 2928                 | 2023/12/18 | 355<br>666,25   | SUPPLY AND DELIVERY 12 TON FLOCCULANT AND 20 HTH CHLORINE TABLETS FOR NKOWANKOWA         |
| 7             | RIGAYISI TRADING               | 2884                 | 2023/12/01 | 198<br>000,10   | SUPPLY AND DELIVERY OF CLEANING MATERIALS  |
| 8             | EXTEN TRADING & PROJECTS       | 2883                 | 2023/12/01 | 158<br>500,00   | BALL POINT PENS BLACK AND RED 100 BOXES HIGHLIGHTER ALL COLOURS 60 BOXES PENCIL 40 BOXES |

**Total deviation orders processed for December 2023**

| <b>Deviation type</b>   |          |
|---|----------|
| 1. In case of an emergency  | 0        |
| 2. Sole supplier or single provider only or   | 0        |
| 3. Acquisition of special works of art or   | 0        |
| 4. historical objects (spec are difficult to compile)   | 0        |
| 5. Acquisition of animals for zoos; or  | 0        |
| 6. In any other exceptional case where it is impractical or impossible to follow the official procurement processes | 0        |
| <b>Total</b>  | <b>0</b> |

**Publication of bids December 2023**

No Bids were advertised in December 2023

**1.5 Unauthorised, Irregular, Fruitless and Wasteful expenditure.**

The total expenditure incurred that is declared as Irregular, Fruitless and unauthorised amounts to R1,6m. Most of the contract / expenditure are flowing from projects done in the previous financial year as not yet condoned in terms of the MFMA and SCM regulations. These UIFw has been identified dating back to 2011-2012 financial year.



| Description             | Opening Balance as at 30 December 2023 | Additions | Balance          |
|-------------------------|--|-----------|------------------|
| Capital commitments     | 2,015,574,456.78                       | 0.00      | 2,015,574,456.78 |
| Operational Commitments | 98,027,228.00                          | 0.00      | 98,027,228.00    |

| Irregular expenditure for December 2023 |               |             |              |                               |                    |
|---|---------------|-------------|--------------|-------------------------------|--------------------|
| No                                      | Supplier Name | Description | Total Amount | Reason for UIF classification | UIF Classification |
| None                                    | None          | None        | None         | None                          | None               |
|   |               |             |              |                               |                    |
|   |               |             |              |                               |                    |

## 1.6 Contract Management

### Contract Register

Please see attached the 2023-24 Contract register

## 1.7 List of Active Panels

The table below depicts a list of all active panels of service providers in MDM.

| No | Description  | Contract Number | Award date       | Duration  |
|----|--|-----------------|------------------|-----------|
| 1  | Travel Management Services   | MDM 2021/22/011 | 6-Jun-22         | 36 Months |
| 2  | Panel of attorneys   | MDM 2020/21-050 | 22-Sep-21        | 36 Months |
| 3  | Supply and delivery of General PPE   | MDM 2019-008    | 10-Mar-20        | 36 Months |
| 4  | Supply and installation of Wheels, tyres and batteries                               | MDM 2019-001    | 10-Mar-20        | 36 Months |
| 5  | Supply and deliver of Laptops and Desktops   | MDM 2019-026    | 10-Mar-20        | 36 Months |
| 6  | Supply and delivery of Fire services PPE   | MDM 2019-007    | 10-Mar-20        | 36 Months |
| 7  | Psychological, Trauma and counseling   | MDM 2019-005    | 10-Mar-20        | 36 Months |
| 8  | Panel of contractors for CIDB grade 1-3  | MDM 2020/21-023 | 10-Mar-20        | 36 Months |
| 9  | Panel of consultants for infrastructure projects                                     | MDM 2020/21-001 | 14-Sep-20        | 36 Months |
| 10 | Panel of Engineering Consultants for Water and Sanitation Infrastructure development | MDM 2020/21     | 08 July 2020     | 36 Months |
| 11 | Panel of Physical Security   | MDM 2022/23-20  | 08 December 2022 | 36 Months |

|           |                                      |  |  |           |
|-----------|--------------------------------------|--|--|-----------|
| <b>12</b> | Panel of Water Chemicals             |  |  | 36 Months |
| <b>13</b> | Panel of Annual Financial Statement  |  |  | 36 Months |
| <b>14</b> | Panel Fixed Assets Register          |  |  | 36 Months |
| <b>15</b> | Panel Water Tankers                  |  |  | 36 Months |
| <b>16</b> | Panel TLB                            |  |  | 36 Months |
| <b>17</b> | Panel contractors for CIDB grade 4-6 |  |  | 36 Months |

### 1.8 LIST OF TERMINATED CONTRACTS

MDM has not terminated any contract in December 2023

## Departmental administration progress reporting

| Matter                             | Progress   | Challenges   |
|------------------------------------|--|--|
| Take over of key accounts from BPM | <ul style="list-style-type: none"> <li>- The Billing system has been implemented, tested and ready for issuing the first billing invoices.</li> <li>- Customer details were received and capture into the billing system.</li> <li>- Meter readings were received and verify</li> </ul>  | The Ba Phalaborwa municipality is objecting to the take-over process |
| Vhembe District Municipality       | <ul style="list-style-type: none"> <li>- The Contract has been signed by both the district.</li> <li>- VDM is paying as agreed in the contract</li> </ul>  | None   |
| Audit and AFS process              | <ul style="list-style-type: none"> <li>- The AFS were submitted by end of August 2023, with a qualified audit opinion.</li> </ul>  | None   |
| DWS                                | <ul style="list-style-type: none"> <li>- The Repayment agreement was signed by the District Municipality awaiting the DWS.</li> <li>- An interest amounting to R167m has been written off.</li> <li>- A down payment amounting to R28m which equals to 10% of the Capital amount owe will be paid to the DWS soon after the repayment agreement is signed</li> </ul> | None   |

|                   |  |  |
|-------------------|--|--|
| LNW               | <ul style="list-style-type: none"> <li>- The repayment agreement has been drafted awaiting Lepelle to inform the district on the decision making</li> </ul>  | Awaiting response on the Repayment agreement which is taking longer than anticipated                                   |
| Access to Munsoft | <ul style="list-style-type: none"> <li>- The assets configuration is in progress.</li> <li>- The TB not pulling all the data strings for reporting purposes.</li> <li>- Delay in accounting processes</li> <li>- Non- Implementation of project management module</li> </ul> <p>System Analysis</p> <ul style="list-style-type: none"> <li>- AGSA also noted a deficiency in the system which impact a significant control deficiency. The system currently reconciles payment using payment dates, supplier name and dates. This method of reconciliation exposes the municipality to possible financial losses.</li> </ul> | <p>High level of downtime on the system that affect the efficiency.</p> <p>Project expenditure report not aligned.</p> |

|                         |  |  |
|-------------------------|--|--|
| <b>Cost containment</b> | <p>The expenditure reported during the quarter under review amounts to R 447.6m below the budget amount of 703.9m. The above was achieved through the following:</p> <ul style="list-style-type: none"> <li>• Limits are available on the fuel cards.</li> <li>• Reduction of overtime payments expenditure as compared to previous year this time</li> <li>• Spending is on service delivery related operational expenditure.</li> <li>• Limit catering to meetings longer than 5 hours</li> <li>• Limit attendance of functions to core departments and maximum three delegates per department.</li> </ul> <p>OVERTIME</p> <ul style="list-style-type: none"> <li>• Total budget amount for the month of December was R14.7 million YTD compared to the actual amount of R12.3 million.</li> </ul> | <ul style="list-style-type: none"> <li>• Expenditure related on subsistence and travelling.</li> </ul> |
| <b>MSCOA Road Map</b>   | <ul style="list-style-type: none"> <li>• Asset register will be on the system as the assets module functional.</li> <li>• Debtors' module activated.</li> <li>• System is closed at month-end before monthly data strings are submitted.</li> <li>• Budget is locked and amended through adjustment and virement only.</li> </ul>  | <ul style="list-style-type: none"> <li>• Training on project management will be processed.</li> </ul>  |

Submitted by

---

Mathevula SP